

# aces eca

Educational Center for the Arts  
CODE COMPLIANCE RENOVATION  
State Project No. 2-1-027-MAG/P  
55 Audubon Street, New Haven Connecticut

September 1, 2000

**PETER C. YOUNG**  
EXECUTIVE DIRECTOR  
AREA COOPERATIVE EDUCATIONAL SERVICES  
350 STATE STREET  
NORTH HAVEN, CONNECTICUT

**EDWARD SAAD AND ASSOCIATES**  
ARCHITECTS  
608 SOUTH BRIGGSVILLE ROAD  
CHESHIRE, CONNECTICUT

**CUTLER ENTERPRISES LLC**  
CONSTRUCTION MANAGER  
60 INDUSTRIAL PARK ROAD  
TRILLAND, CONNECTICUT

**MICHAEL HORTON AND ASSOCIATES**  
STRUCTURAL ENGINEERS  
1970 WHITNEY AVENUE  
HAMDEN, CONNECTICUT

**GENERAL DRAFTING AND DESIGN**  
**MECHANICAL AND ELECTRICAL ENGINEERS**  
2525 WHITNEY AVENUE  
HAMDEN, CONNECTICUT



NO.	DATE	REVISION
5/1/00		ISSUE FOR E

CONSULTANTS

**MHA**  
**Michael Horro**  
**& Associates**  
 Consulting Engineers  
 918 W. Main Street  
 Raleigh, NC 27601  
 Phone: (919) 386-7352 Fax: (919) 386-2355  
 Email: mhorro@mha.com

**GENERAL DRAFTING**  
**& DESIGN, INC.**  
 CONSULTING ENGINEERS  
 1400 S. ZION STREET  
 RALEIGH, NC 27603  
 Phone: (919) 382-4818 Fax: (919) 382-2488  
 E-mail: wjohnson@gsd.com

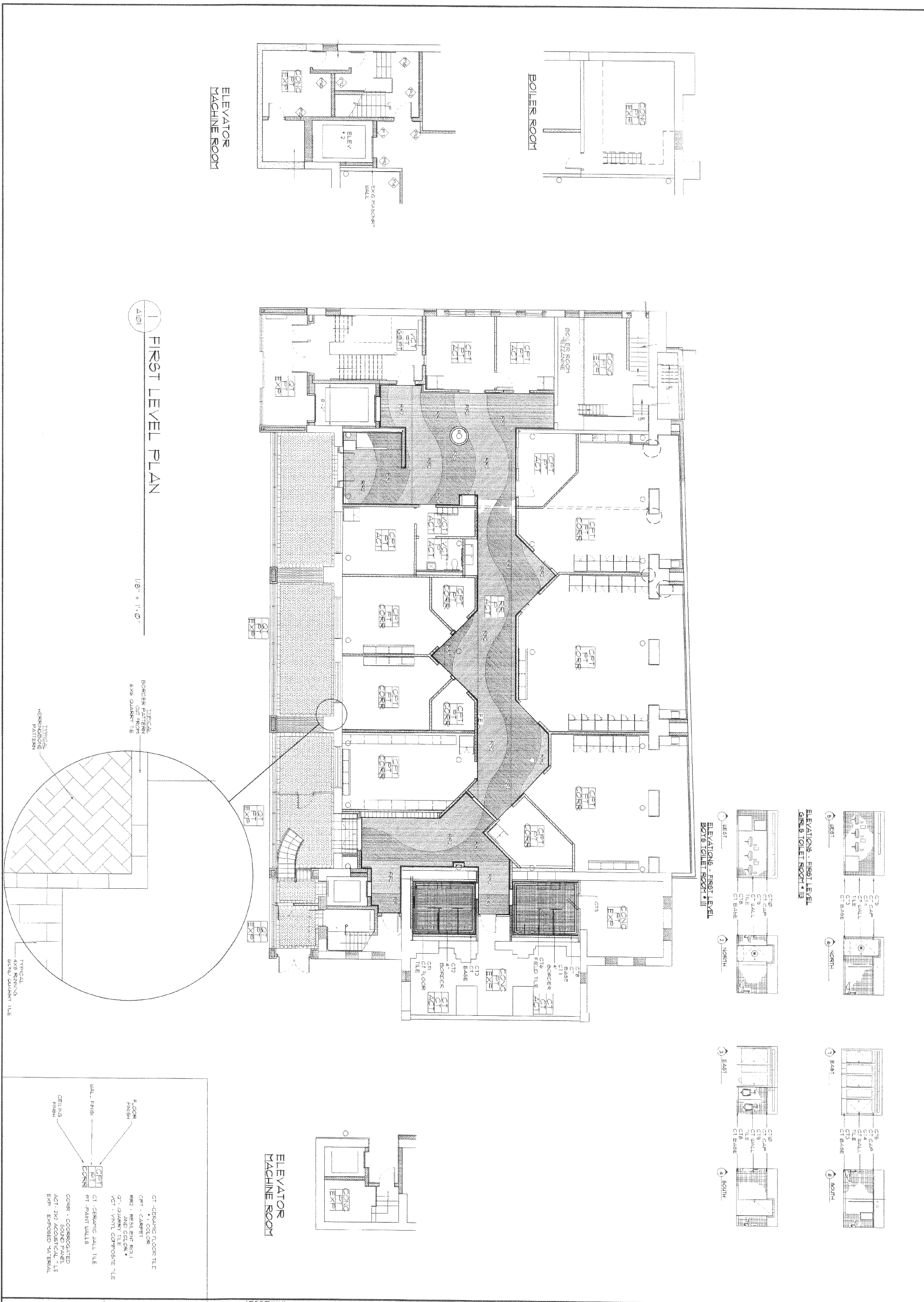
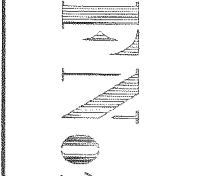
**EDWARD SAAD**  
**AND ASSOCIATE**  
**ARCHITECTS**

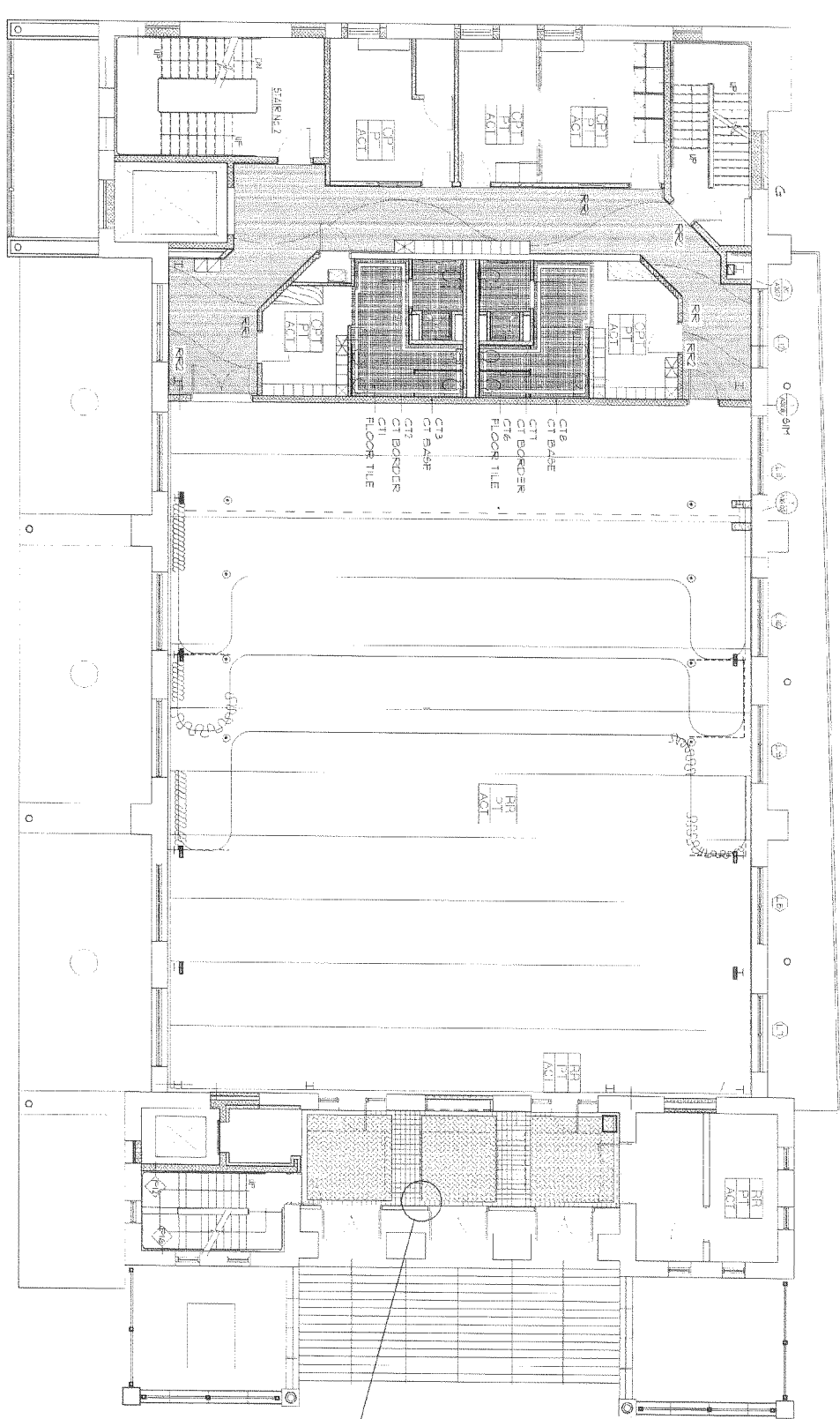

000 SOUTH BARRONSVILLE ROAD  
 CHARLOTTE, NORTH CAROLINA 28211  
 csaad@edwardsaad.com

**aces eca**  
 EDUCATION CENTER FOR THE ARTS  
 CCDE COMPLIANCE RENOVATION  
 State Project No. 244-C27-MAG/P  
 55 Archdale Street, New Haven, Connecticut 06510

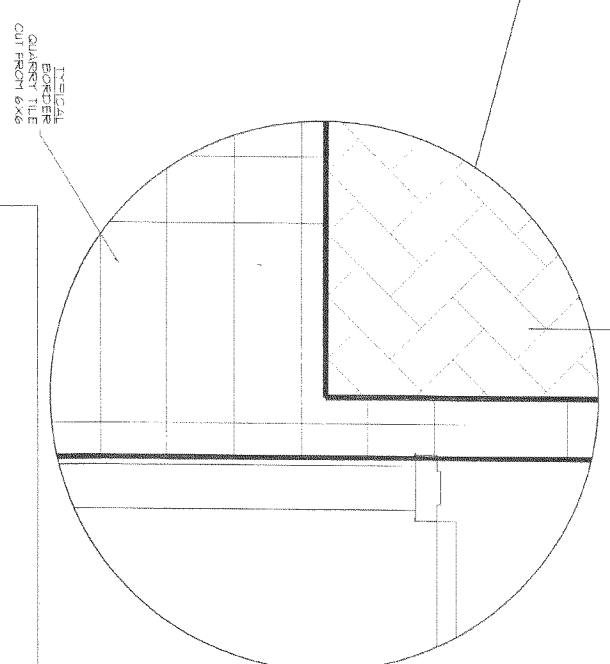
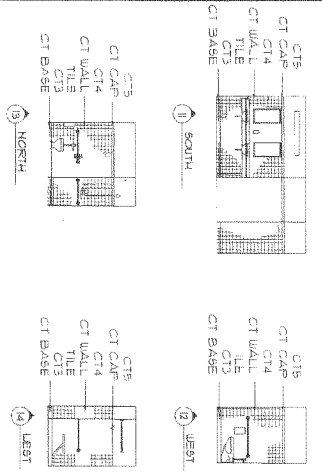
PROJECT NAME: **aces eca**  
 DATE: **9/1/2000**

FIRST LEVEL FINISHES  
 SCALE: AS NOTED  
 SECTION:





1 SECOND LEVEL PLAN  
 1/8" = 1'-0"



CT	CERAMIC FLOOR TILE
CT	CERAMIC WALL TILE
CT	FLY PLAN WALLS
CT	COORRUGATED SOUND PANEL
ACT	ACT. 1/2" ACQUA CAL TILE
EXP.	EXPOSED MATERIAL
CT	CERAMIC FLOOR TILE
CT	CERAMIC WALL TILE
CT	FLY PLAN WALLS
CT	COORRUGATED SOUND PANEL
ACT	ACT. 1/2" ACQUA CAL TILE
EXP.	EXPOSED MATERIAL

NO.	DATE	DESCRIPTION
1	5/8/00	REVIEW B
2	5/8/00	REVIEW B
3	7/11/00	REVISION PER SDR
4	9/1/00	ISSUE FOR

CONSULTANTS  
**MHA**  
 Michael Hortel  
 & Associate  
 Consulting Engineers  
 1000 Main Street  
 Hartford, CT 06103  
 (860) 288-2733  
 Fax: (860) 288-8500  
 E-mail: mh@mharc.com

GENERAL DRAFTING  
 & DESIGN, INC.  
 CIVIL/MECHANICAL/ELECTRICAL  
 1000 Main Street  
 Hartford, Connecticut 06103  
 (860) 288-2733  
 Fax: (860) 288-8500  
 E-mail: gdd@general-drafting.com

EDWARD SAAD  
 AND ASSOCIATES  
 ARCHITECTS  
 1000 Main Street  
 Hartford, Connecticut 06103  
 (860) 288-2733  
 Fax: (860) 288-8500  
 E-mail: esaad@esaad.com

PROJECT NAME  
**aces eca**  
 EDUCATION CENTER FOR THE ARTS  
 CODE COMPLIANCE RENOVATION  
 State Project No. 244-027-MAG/P  
 DATE  
 9/1/2000

FINISHES  
 SECOND  
 LEVEL  
 SCALE  
 AS NOTED









ISSUES & REVISIONS

NO.	DATE	DESCRIPTION

CONSULTANTS  
**MHA**  
 Michael Horton & Associate  
 Consulting Engineers  
 999 Spring House  
 Hartford, CT 06117  
 (860) 794-7185 (860) 794-0600  
 (800) 541-7777  
 FAX: (860) 794-7185  
 E-MAIL: mh@mharc.com

GENERAL DRAFTING  
 & DESIGN, INC.  
 275 WEST MAIN STREET  
 HARTFORD, CONNECTICUT 06103  
 PHONE (860) 281-4418 FAX (860) 241-1111  
 E-MAIL: gdm@general-drafting.com

EDWARD SAAD  
 AND ASSOCIATES  
 ARCHITECTS

000 SOUTH BERRYSWALL ROAD  
 CHESTER, CONNECTICUT 06411  
 CADDEN@EDSAAD.COM

PROJECT NAME  
**aces eca**  
 EDUCATION CENTER FOR THE ARTS  
 CODE COMPLIANCE RENOVATION  
 State Project No. 244-527-MAG/P

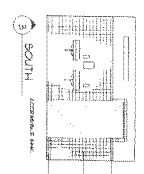
DATE  
 9/1/2000

FINISHES  
 FIFTH  
 LEVEL

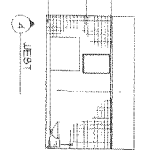
SCALE: AS NOTED  
 SHEET NO.  
**FINO**



1 NORTH



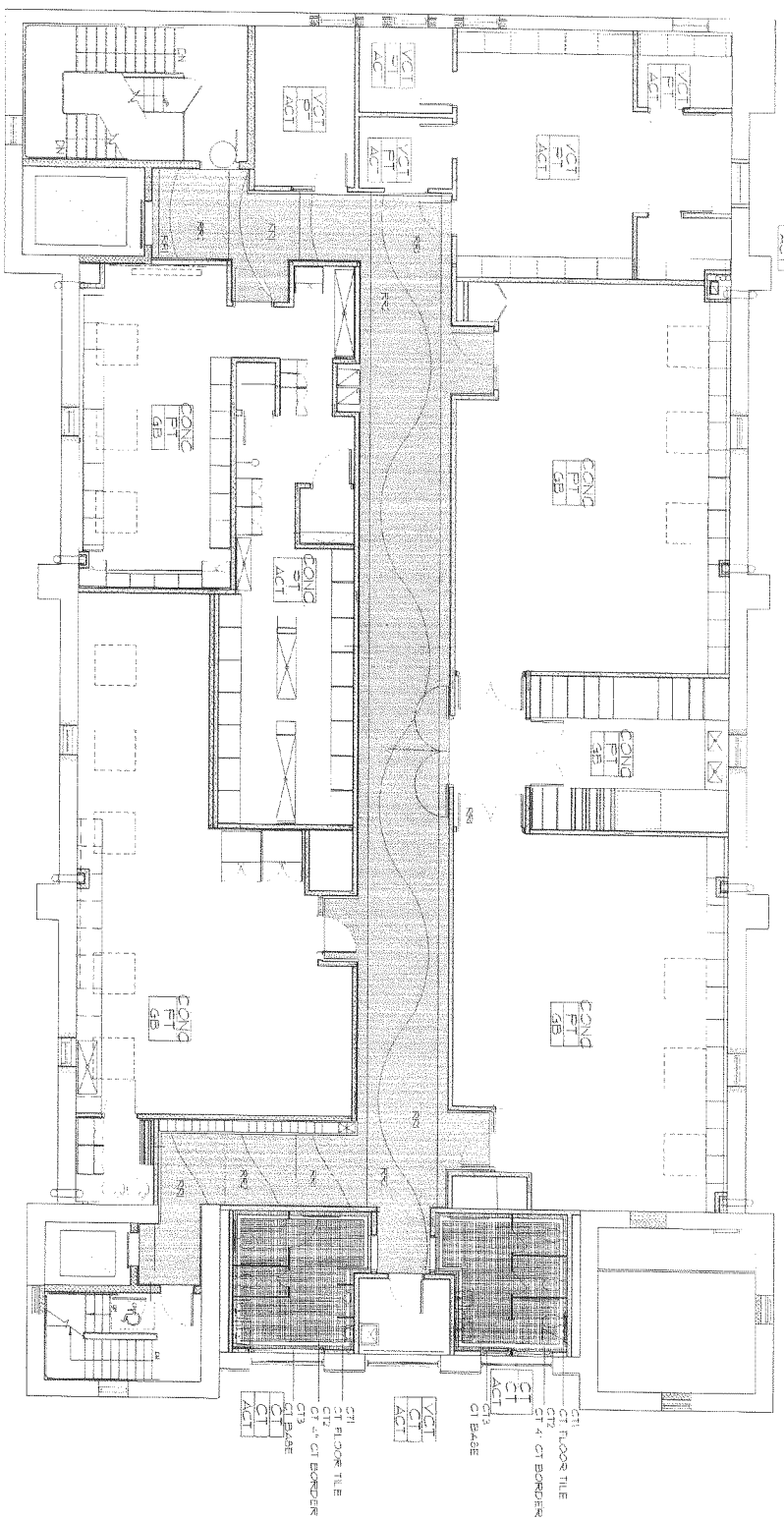
2 EAST



3 SOUTH

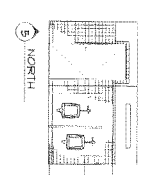


4 WEST

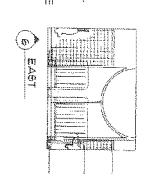


1 FIFTH LEVEL PLAN  
 A105

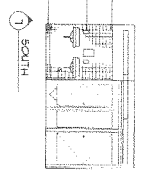
1/8" = 1'-0"



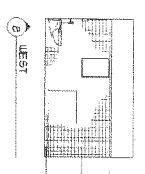
5 NORTH



6 EAST



7 SOUTH



8 WEST

- CT - CERAMIC FLOOR TILE
- CT1 - CARPET
- RSQ - RESILIENT SOLI AND COLOR\*
- QT - QUARRY TILE
- VCT - VINYL COMPOSITE TILE
- CT - CERAMIC WALL TILE
- PT - PAINT WALLS
- CORR - COORDINATED SOUND PAINT
- ACT - 2x2 ACoustICAL TILE
- EXP - EXPOSED MATERIAL

SCALE: AS NOTED

SHEET NO.

**FINO**















NO.	DATE	REVISION
1	5/6/00	REVISED
	9/1/00	ISSUED

CONSULTANTS  
**MHA**  
 Michael H. & ASSOCIATES  
 Consulting Engineers  
 198 Wilbur Avenue  
 Norwalk, CT 06857  
 (203) 269-7762  
 (203) 269-7763  
 FAX: (203) 269-7764

GENERAL OF  
**GENRAL OF**  
 CONSULTING ENGINEERS  
 1000 Main Street  
 New Haven, CT 06510  
 PHONE: (203) 269-6818 FAX: (203) 269-6819  
 E-MAIL: GOF@GOF.COM

EDWARD SA  
 AND ASSOCIATES  
 ARCHITECTS

000 SOUTH DEPOSITUM  
 CRISTINA, CONNECTICUT  
 CONSULTING ENGINEERS

PROJECT NAME  
**aces eca**  
 EDUCATION CENTER FOR THE ARTS

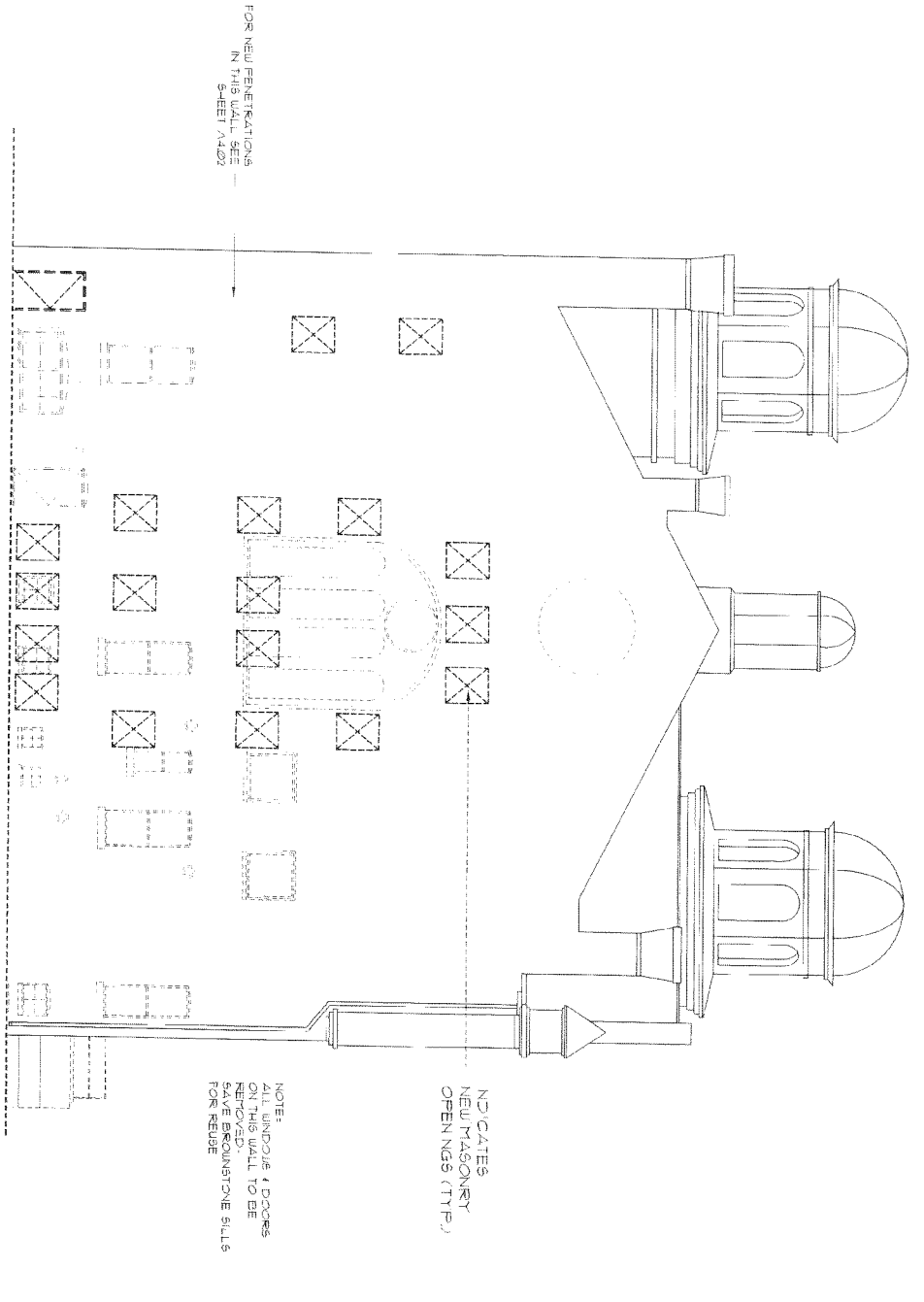
DATE  
 4/12/00  
 9/12/00

SCALE  
 AS NOTED

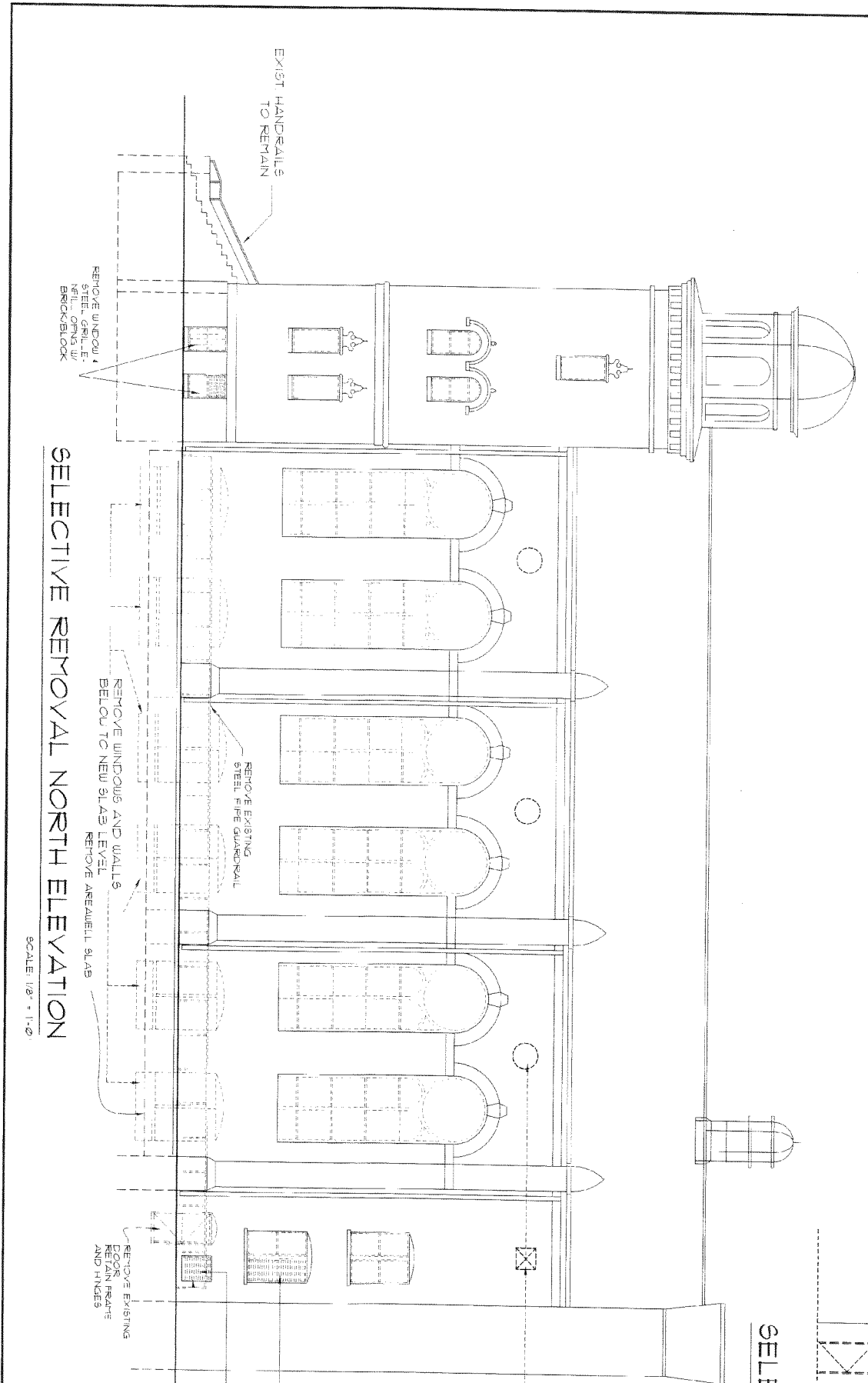
SELECTIVE  
 REMOVAL  
 WEST AND  
 NORTH  
 ELEVATIONS

SCALE  
 AS NOTED

**SPR**



SELECTIVE REMOVAL WEST ELEVATION  
 SCALE: 1/8" = 1'-0"



SELECTIVE REMOVAL NORTH ELEVATION  
 SCALE: 1/8" = 1'-0"

- NOTES:
1. ALL EXISTING WINDOWS ARE TO BE REMOVED UNLESS NOTED OTHERWISE
  2. SALVAGE ALL BRICK/STONE FOR FUTURE USE
  3. CLEAN ALL EXTERIOR BRICK/CONCRETE SEE ARCHITECTURAL SPECIFICATIONS FOR EXISTING BRICK REPLACEMENT AND REPOINTING
  4. FINISHES, TRIM, OR ELECTRICAL SEE DRAWINGS PREPARED BY GENERAL DRAFTING AND DESIGN

LEGEND (TYP. OF ALL T. AND)

XXXX	ROOM NAME	EXISTING TO REMAIN
XXXX	ROOM NUMBER	NEW CHG PARTITIONS
XXXX	DOOR NUMBER	NEW BRICK PARTITIONS
(A)	HILLWORK	NEW 5/8" OSB PARTITIONS
(1)	WINDOW TYPE	1-1/2" FINE MESHED WALL
(2)	PARTITION TYPE	7/8" FINE EXTENDED SILL
(3)		1/2" FINE EXTENDED SILL
(4)		3/4" FINE EXTENDED SILL
(5)		1" FINE EXTENDED SILL
(6)		1 1/2" FINE EXTENDED SILL
(7)		2" FINE EXTENDED SILL
(8)		3" FINE EXTENDED SILL
(9)		4" FINE EXTENDED SILL
(10)		6" FINE EXTENDED SILL
(11)		8" FINE EXTENDED SILL
(12)		12" FINE EXTENDED SILL
(13)		16" FINE EXTENDED SILL
(14)		24" FINE EXTENDED SILL
(15)		36" FINE EXTENDED SILL
(16)		48" FINE EXTENDED SILL
(17)		72" FINE EXTENDED SILL
(18)		96" FINE EXTENDED SILL
(19)		120" FINE EXTENDED SILL
(20)		144" FINE EXTENDED SILL
(21)		168" FINE EXTENDED SILL
(22)		192" FINE EXTENDED SILL
(23)		216" FINE EXTENDED SILL
(24)		240" FINE EXTENDED SILL
(25)		264" FINE EXTENDED SILL
(26)		288" FINE EXTENDED SILL
(27)		312" FINE EXTENDED SILL
(28)		336" FINE EXTENDED SILL
(29)		360" FINE EXTENDED SILL
(30)		384" FINE EXTENDED SILL
(31)		408" FINE EXTENDED SILL
(32)		432" FINE EXTENDED SILL
(33)		456" FINE EXTENDED SILL
(34)		480" FINE EXTENDED SILL
(35)		504" FINE EXTENDED SILL
(36)		528" FINE EXTENDED SILL
(37)		552" FINE EXTENDED SILL
(38)		576" FINE EXTENDED SILL
(39)		600" FINE EXTENDED SILL
(40)		624" FINE EXTENDED SILL
(41)		648" FINE EXTENDED SILL
(42)		672" FINE EXTENDED SILL
(43)		696" FINE EXTENDED SILL
(44)		720" FINE EXTENDED SILL
(45)		744" FINE EXTENDED SILL
(46)		768" FINE EXTENDED SILL
(47)		792" FINE EXTENDED SILL
(48)		816" FINE EXTENDED SILL
(49)		840" FINE EXTENDED SILL
(50)		864" FINE EXTENDED SILL
(51)		888" FINE EXTENDED SILL
(52)		912" FINE EXTENDED SILL
(53)		936" FINE EXTENDED SILL
(54)		960" FINE EXTENDED SILL
(55)		984" FINE EXTENDED SILL
(56)		1008" FINE EXTENDED SILL
(57)		1032" FINE EXTENDED SILL
(58)		1056" FINE EXTENDED SILL
(59)		1080" FINE EXTENDED SILL
(60)		1104" FINE EXTENDED SILL
(61)		1128" FINE EXTENDED SILL
(62)		1152" FINE EXTENDED SILL
(63)		1176" FINE EXTENDED SILL
(64)		1200" FINE EXTENDED SILL
(65)		1224" FINE EXTENDED SILL
(66)		1248" FINE EXTENDED SILL
(67)		1272" FINE EXTENDED SILL
(68)		1296" FINE EXTENDED SILL
(69)		1320" FINE EXTENDED SILL
(70)		1344" FINE EXTENDED SILL
(71)		1368" FINE EXTENDED SILL
(72)		1392" FINE EXTENDED SILL
(73)		1416" FINE EXTENDED SILL
(74)		1440" FINE EXTENDED SILL
(75)		1464" FINE EXTENDED SILL
(76)		1488" FINE EXTENDED SILL
(77)		1512" FINE EXTENDED SILL
(78)		1536" FINE EXTENDED SILL
(79)		1560" FINE EXTENDED SILL
(80)		1584" FINE EXTENDED SILL
(81)		1608" FINE EXTENDED SILL
(82)		1632" FINE EXTENDED SILL
(83)		1656" FINE EXTENDED SILL
(84)		1680" FINE EXTENDED SILL
(85)		1704" FINE EXTENDED SILL
(86)		1728" FINE EXTENDED SILL
(87)		1752" FINE EXTENDED SILL
(88)		1776" FINE EXTENDED SILL
(89)		1800" FINE EXTENDED SILL
(90)		1824" FINE EXTENDED SILL
(91)		1848" FINE EXTENDED SILL
(92)		1872" FINE EXTENDED SILL
(93)		1896" FINE EXTENDED SILL
(94)		1920" FINE EXTENDED SILL
(95)		1944" FINE EXTENDED SILL
(96)		1968" FINE EXTENDED SILL
(97)		1992" FINE EXTENDED SILL
(98)		2016" FINE EXTENDED SILL
(99)		2040" FINE EXTENDED SILL
(100)		2064" FINE EXTENDED SILL
(101)		2088" FINE EXTENDED SILL
(102)		2112" FINE EXTENDED SILL
(103)		2136" FINE EXTENDED SILL
(104)		2160" FINE EXTENDED SILL
(105)		2184" FINE EXTENDED SILL
(106)		2208" FINE EXTENDED SILL
(107)		2232" FINE EXTENDED SILL
(108)		2256" FINE EXTENDED SILL
(109)		2280" FINE EXTENDED SILL
(110)		2304" FINE EXTENDED SILL
(111)		2328" FINE EXTENDED SILL
(112)		2352" FINE EXTENDED SILL
(113)		2376" FINE EXTENDED SILL
(114)		2400" FINE EXTENDED SILL
(115)		2424" FINE EXTENDED SILL
(116)		2448" FINE EXTENDED SILL
(117)		2472" FINE EXTENDED SILL
(118)		2496" FINE EXTENDED SILL
(119)		2520" FINE EXTENDED SILL
(120)		2544" FINE EXTENDED SILL
(121)		2568" FINE EXTENDED SILL
(122)		2592" FINE EXTENDED SILL
(123)		2616" FINE EXTENDED SILL
(124)		2640" FINE EXTENDED SILL
(125)		2664" FINE EXTENDED SILL
(126)		2688" FINE EXTENDED SILL
(127)		2712" FINE EXTENDED SILL
(128)		2736" FINE EXTENDED SILL
(129)		2760" FINE EXTENDED SILL
(130)		2784" FINE EXTENDED SILL
(131)		2808" FINE EXTENDED SILL
(132)		2832" FINE EXTENDED SILL
(133)		2856" FINE EXTENDED SILL
(134)		2880" FINE EXTENDED SILL
(135)		2904" FINE EXTENDED SILL
(136)		2928" FINE EXTENDED SILL
(137)		2952" FINE EXTENDED SILL
(138)		2976" FINE EXTENDED SILL
(139)		3000" FINE EXTENDED SILL
(140)		3024" FINE EXTENDED SILL
(141)		3048" FINE EXTENDED SILL
(142)		3072" FINE EXTENDED SILL
(143)		3096" FINE EXTENDED SILL
(144)		3120" FINE EXTENDED SILL
(145)		3144" FINE EXTENDED SILL
(146)		3168" FINE EXTENDED SILL
(147)		3192" FINE EXTENDED SILL
(148)		3216" FINE EXTENDED SILL
(149)		3240" FINE EXTENDED SILL
(150)		3264" FINE EXTENDED SILL
(151)		3288" FINE EXTENDED SILL
(152)		3312" FINE EXTENDED SILL
(153)		3336" FINE EXTENDED SILL
(154)		3360" FINE EXTENDED SILL
(155)		3384" FINE EXTENDED SILL
(156)		3408" FINE EXTENDED SILL
(157)		3432" FINE EXTENDED SILL
(158)		3456" FINE EXTENDED SILL
(159)		3480" FINE EXTENDED SILL
(160)		3504" FINE EXTENDED SILL
(161)		3528" FINE EXTENDED SILL
(162)		3552" FINE EXTENDED SILL
(163)		3576" FINE EXTENDED SILL
(164)		3600" FINE EXTENDED SILL
(165)		3624" FINE EXTENDED SILL
(166)		3648" FINE EXTENDED SILL
(167)		3672" FINE EXTENDED SILL
(168)		3696" FINE EXTENDED SILL
(169)		3720" FINE EXTENDED SILL
(170)		3744" FINE EXTENDED SILL
(171)		3768" FINE EXTENDED SILL
(172)		3792" FINE EXTENDED SILL
(173)		3816" FINE EXTENDED SILL
(174)		3840" FINE EXTENDED SILL
(175)		3864" FINE EXTENDED SILL
(176)		3888" FINE EXTENDED SILL
(177)		3912" FINE EXTENDED SILL
(178)		3936" FINE EXTENDED SILL
(179)		3960" FINE EXTENDED SILL
(180)		3984" FINE EXTENDED SILL
(181)		4008" FINE EXTENDED SILL
(182)		4032" FINE EXTENDED SILL
(183)		4056" FINE EXTENDED SILL
(184)		4080" FINE EXTENDED SILL
(185)		4104" FINE EXTENDED SILL
(186)		4128" FINE EXTENDED SILL
(187)		4152" FINE EXTENDED SILL
(188)		4176" FINE EXTENDED SILL
(189)		4200" FINE EXTENDED SILL
(190)		4224" FINE EXTENDED SILL
(191)		4248" FINE EXTENDED SILL
(192)		4272" FINE EXTENDED SILL
(193)		4296" FINE EXTENDED SILL
(194)		4320" FINE EXTENDED SILL
(195)		4344" FINE EXTENDED SILL
(196)		4368" FINE EXTENDED SILL
(197)		4392" FINE EXTENDED SILL
(198)		4416" FINE EXTENDED SILL
(199)		4440" FINE EXTENDED SILL
(200)		4464" FINE EXTENDED SILL
(201)		4488" FINE EXTENDED SILL
(202)		4512" FINE EXTENDED SILL
(203)		4536" FINE EXTENDED SILL
(204)		4560" FINE EXTENDED SILL
(205)		4584" FINE EXTENDED SILL
(206)		4608" FINE EXTENDED SILL
(207)		4632" FINE EXTENDED SILL
(208)		4656" FINE EXTENDED SILL
(209)		4680" FINE EXTENDED SILL
(210)		4704" FINE EXTENDED SILL
(211)		4728" FINE EXTENDED SILL
(212)		4752" FINE EXTENDED SILL
(213)		4776" FINE EXTENDED SILL
(214)		4800" FINE EXTENDED SILL
(215)		4824" FINE EXTENDED SILL
(216)		4848" FINE EXTENDED SILL
(217)		4872" FINE EXTENDED SILL
(218)		4896" FINE EXTENDED SILL
(219)		4920" FINE EXTENDED SILL
(220)		4944" FINE EXTENDED SILL
(221)		4968" FINE EXTENDED SILL
(222)		4992" FINE EXTENDED SILL
(223)		5016" FINE EXTENDED SILL
(224)		5040" FINE EXTENDED SILL
(225)		5064" FINE EXTENDED SILL
(226)		5088" FINE EXTENDED SILL
(227)		5112" FINE EXTENDED SILL
(228)		5136" FINE EXTENDED SILL
(229)		5160" FINE EXTENDED SILL
(230)		5184" FINE EXTENDED SILL
(231)		5208" FINE EXTENDED SILL
(232)		5232" FINE EXTENDED SILL
(233)		5256" FINE EXTENDED SILL
(234)		5280" FINE EXTENDED SILL
(235)		5304" FINE EXTENDED SILL
(236)		5328" FINE EXTENDED SILL
(237)		5352" FINE EXTENDED SILL
(238)		5376" FINE EXTENDED SILL
(239)		5400" FINE EXTENDED SILL
(240)		5424" FINE EXTENDED SILL
(241)		5448" FINE EXTENDED SILL
(242)		5472" FINE EXTENDED SILL
(243)		5496" FINE EXTENDED SILL
(244)		5520" FINE EXTENDED SILL
(245)		5544" FINE EXTENDED SILL
(246)		5568" FINE EXTENDED SILL
(247)		5592" FINE EXTENDED SILL
(248)		5616" FINE EXTENDED SILL
(249)		5640" FINE EXTENDED SILL
(250)		5664" FINE EXTENDED SILL
(251)		5688" FINE EXTENDED SILL
(252)		5712" FINE EXTENDED SILL
(253)		5736" FINE EXTENDED SILL
(254)		5760" FINE EXTENDED SILL
(255)		5784" FINE EXTENDED SILL
(256)		5808" FINE EXTENDED SILL
(257)		5832" FINE EXTENDED SILL
(258)		5856" FINE EXTENDED SILL
(259)		5880" FINE EXTENDED SILL
(260)		5904" FINE EXTENDED SILL
(261)		5928" FINE EXTENDED SILL
(262)		5952" FINE EXTENDED SILL
(263)		5976" FINE EXTENDED SILL
(264)		6000" FINE EXTENDED SILL
(265)		6024" FINE EXTENDED SILL
(266)		6048" FINE EXTENDED SILL
(267)		6072" FINE EXTENDED SILL
(268)		6096" FINE EXTENDED SILL
(269)		6120" FINE EXTENDED SILL
(270)		6144" FINE EXTENDED SILL
(271)		6168" FINE EXTENDED SILL
(272)		6192" FINE EXTENDED SILL
(273)		6216" FINE EXTENDED SILL
(274)		6240" FINE EXTENDED SILL
(275)		6264" FINE EXTENDED SILL
(276)		6288" FINE EXTENDED SILL
(277)		6312" FINE EXTENDED SILL
(278)		6336" FINE EXTENDED SILL
(279)		6360" FINE EXTENDED SILL
(280)		6384" FINE EXTENDED SILL
(281)		6408" FINE EXTENDED SILL
(282)		6432" FINE EXTENDED SILL
(283)		6456" FINE EXTENDED SILL
(284)		6480" FINE EXTENDED SILL
(285)		6504" FINE EXTENDED SILL
(286)		6528" FINE EXTENDED SILL
(287)		6552" FINE EXTENDED SILL
(288)		6576" FINE EXTENDED SILL
(289)		6600" FINE EXTENDED SILL





NO.	DATE	DESCRIPTION
1	5/8/00	REVISED
2	5/16/00	REVISED
3	7/17/00	REVISED
4	5/10/00	ISSUE FOR

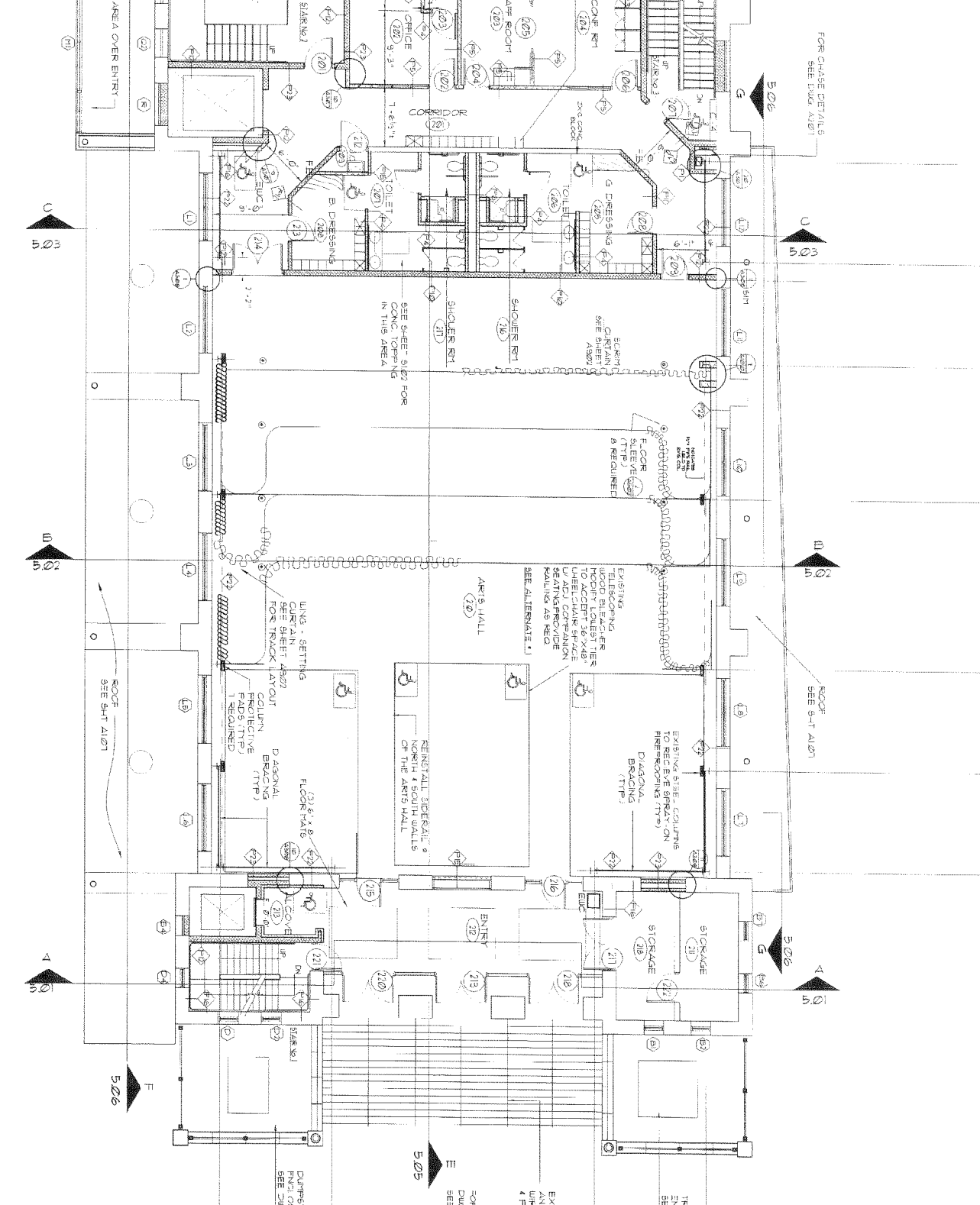

GENERAL CONTRACTORS  
**MHA**  
 Michael Hor  
 & Associates  
 Consulting Engineers  
 1420 Wilshire Boulevard  
 Suite 1000  
 Los Angeles, CA 90017  
 (213) 788-7883  
 Fax: (213) 788-7884  
 www.mha.com

GENERAL CONTRACTORS  
**aces eca**  
 EDUCATION CENTER FOR THE ARTS  
 CODE COMPLIANCE RENOVATION  
 006 SOUTH BARRISWALK  
 CLEVELAND, OHIO 44115  
 Condensed/Partial data

PROJECT NAME  
**aces eca**  
 EDUCATION CENTER FOR THE ARTS  
 CODE COMPLIANCE RENOVATION  
 006 SOUTH BARRISWALK  
 CLEVELAND, OHIO 44115  
 Condensed/Partial data

DATE  
 4/12/2000  
 9/12/2000

SCALE  
 AS NOTED

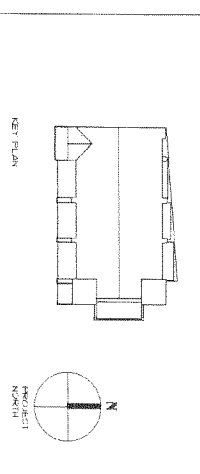


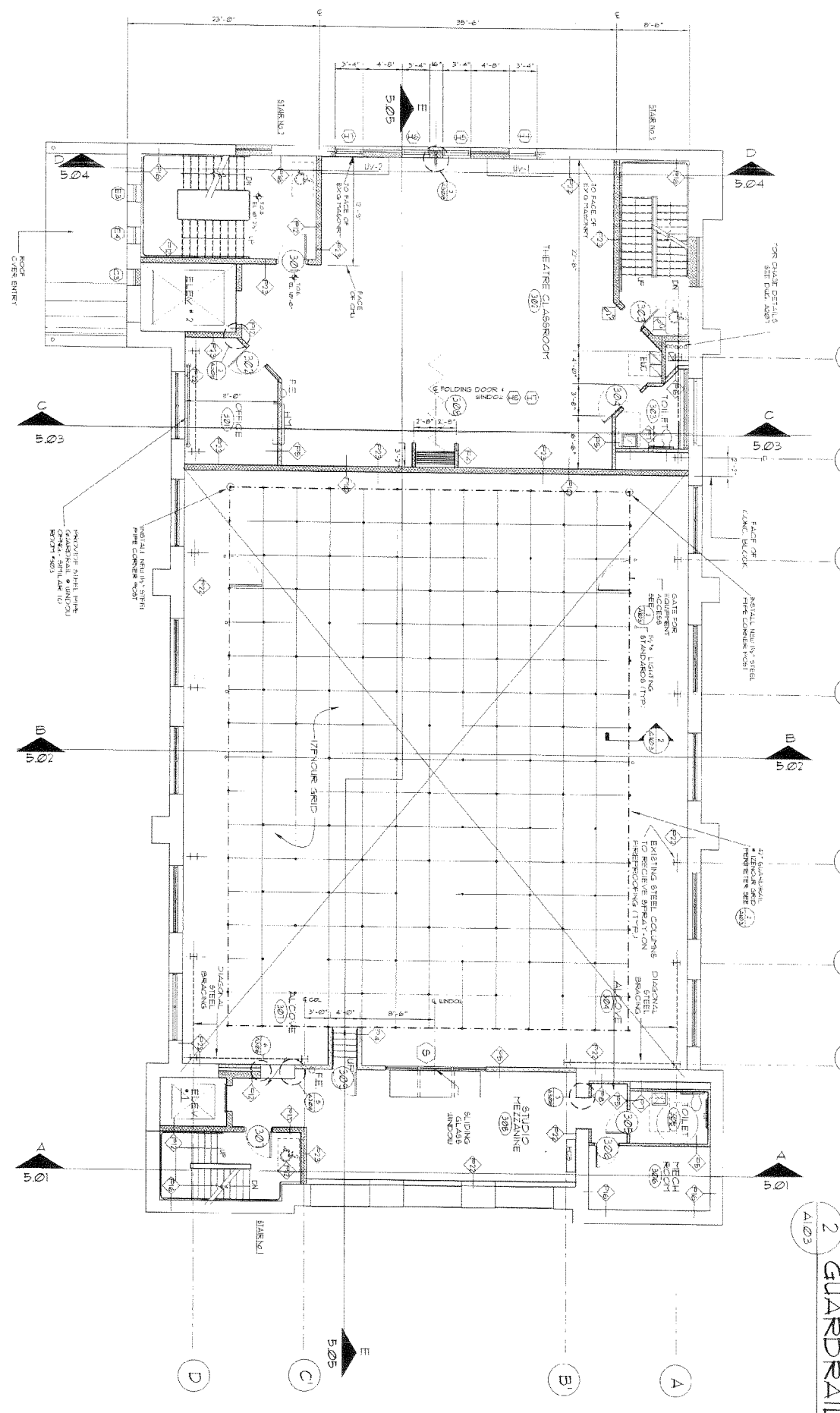
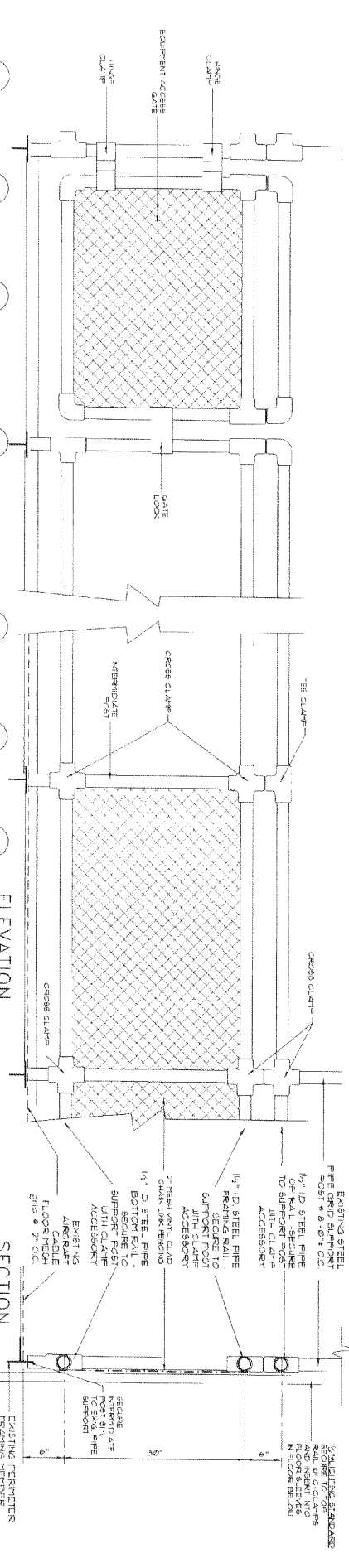
**1 SECOND LEVEL PLAN**  
 FLOOR EL. 0'-0"  
 1/8" = 1'-0"

- GENERAL NOTES:
- 1/ FIELD VERIFY ALL DIMENSIONS
  - 2/ SEE SHEETS A101 & A102 FOR LARGE SCALE DRAWINGS OF TOILET ROOMS
  - 3/ SEE SHEETS A124 THRU A126 FOR LARGE SCALE DRAWINGS OF STAIRS
  - 4/ SEE SHEET A210 FOR CASEWORK ELEVATIONS
  - 5/ ALL EXISTING EXTERIOR WALLS ARE ASSUMED TO BE 1'-0" THICK

LEGEND (TYP. OF ALL PLANS)

XXX	ROOM NAME	---	EXISTING TO BE CAN
---	ROOM NUMBER	---	NEW CIVIL PARTITIONS
---	DOOR NUMBER	---	NEW BRICK PARTITIONS
---	WALLWORK	---	NEW 6" CMU PARTITIONS
---	LINEOUTLINE	---	1" PORTING RATED WALL
---	PARTITION TYPE	---	2" PORTING RATED WALL
---		---	FE - FINE ENCLOSURE
---		---	SINKAGE HOISTED
---		---	CABINET SEMI-RECESSED



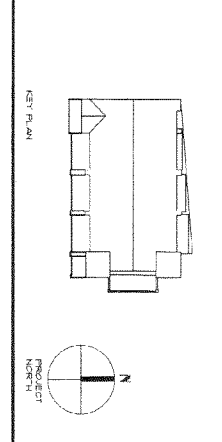


**1 THIRD LEVEL PLAN**  
 EAST WING FLOOR EL. +12'-5"  
 WEST WING FLOOR EL. +10'-0"  
 1/8" = 1'-0"

- GENERAL NOTES:**
- 1) FIELD VERIFY ALL DIMENSIONS.
  - 2) SEE SHEETS A201 & A207 FOR LARGE SCALE DRAWINGS OF TOILET ROOMS.
  - 3) SEE SHEETS A204 THRU A208 FOR LARGE SCALE DRAWINGS OF STAIRS.
  - 4) SEE SHEET A119 FOR CABEWOK ELEVATIONS.
  - 5) ALL EXISTING WALLS ARE ASSUMED TO BE 1'-9" THICK.

**LEGEND: TYPE OF ALL PLANS**

XXX	ROOM NAME	EXISTING TO REMAIN
(A)	DOOR NUMBER	EXISTING TO REMAIN
(B)	DOOR NUMBER	NEW DOOR PARTITION
(C)	WALLWORK	NEW DOOR PARTITION
(D)	WALLWORK	NEW DOOR PARTITION
(E)	WALLWORK	1 HOUR FIRE RATED WALL
(F)	WALLWORK	2 HOUR FIRE RATED WALL
(G)	WALLWORK	2 HOUR FIRE RATED WALL
(H)	WALLWORK	2 HOUR FIRE RATED WALL
(I)	WALLWORK	2 HOUR FIRE RATED WALL
(J)	WALLWORK	2 HOUR FIRE RATED WALL
(K)	WALLWORK	2 HOUR FIRE RATED WALL
(L)	WALLWORK	2 HOUR FIRE RATED WALL
(M)	WALLWORK	2 HOUR FIRE RATED WALL
(N)	WALLWORK	2 HOUR FIRE RATED WALL
(O)	WALLWORK	2 HOUR FIRE RATED WALL
(P)	WALLWORK	2 HOUR FIRE RATED WALL
(Q)	WALLWORK	2 HOUR FIRE RATED WALL
(R)	WALLWORK	2 HOUR FIRE RATED WALL
(S)	WALLWORK	2 HOUR FIRE RATED WALL
(T)	WALLWORK	2 HOUR FIRE RATED WALL
(U)	WALLWORK	2 HOUR FIRE RATED WALL
(V)	WALLWORK	2 HOUR FIRE RATED WALL
(W)	WALLWORK	2 HOUR FIRE RATED WALL
(X)	WALLWORK	2 HOUR FIRE RATED WALL
(Y)	WALLWORK	2 HOUR FIRE RATED WALL
(Z)	WALLWORK	2 HOUR FIRE RATED WALL



**ISSUES & REVISIONS**

NO.	DATE	REVISION
1	5/8/02	REVIEW
2	7/21/02	REVISION
3	9/1/02	ISSUED

**CONSULTANTS**  
**MHA**  
 Michael Hori & Associa


**GENERAL DRA**  
 & DESIGN, I  
 CONSULTANTS  
 2001 202  
 (203) 283-7733  
 1000 W. Main Street  
 Meriden, CT 06457

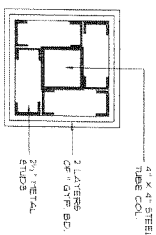
**EDWARD SA AND ASSOCIA ARCHITECT**

**aces eca**  
 EDUCATION CENTER FOR THE ARTS

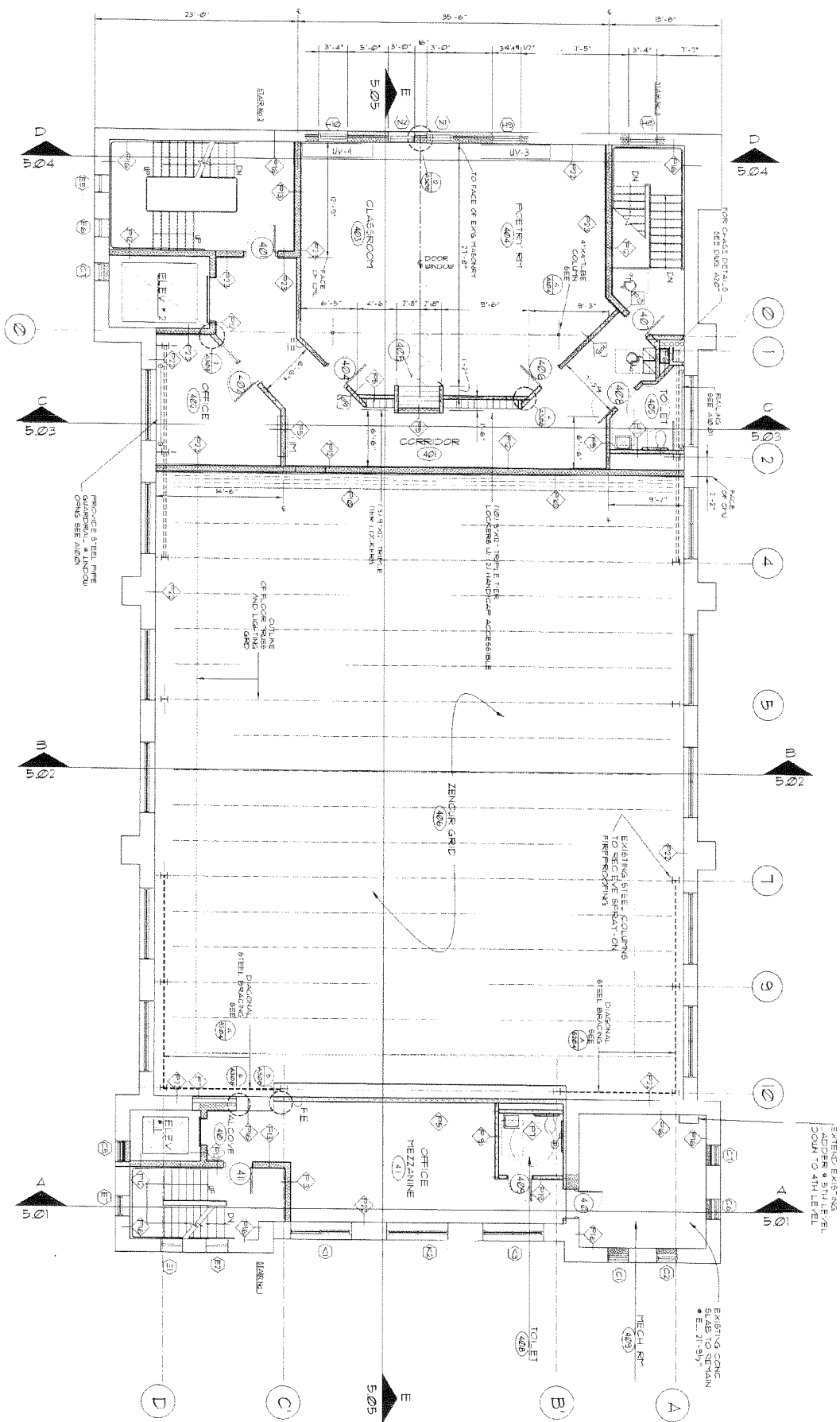
DATE: 4/12/2002  
 9/1/2000

SCALE: AS NOTED  
 SHEET NO.





**A PLAN DETAIL @ TUBE COL.**  
 AREA 1/2" = 1'-0"

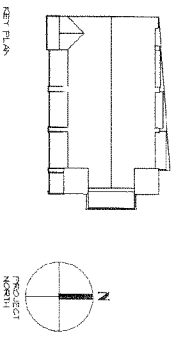


**1 FOURTH LEVEL PLAN**  
 EAST WING FLOOR EL. 211'-5"  
 WEST WING FLOOR EL. 211'-3"  
 1/2" = 1'-0"

- GENERAL NOTES:**
- 1) FIELD VERIFY ALL DIMENSIONS
  - 2) SEE SHEETS A101 & A201 FOR LARGE SCALE DRAWINGS OF TOILET ROOMS
  - 3) SEE SHEETS A1204 THRU A1208 FOR LARGE SCALE DRAWINGS OF STAIRS
  - 4) SEE SHEET A714 FOR CABINETWORK ELEVATIONS
  - 5) ALL JOINING WALLS ARE ASSUMED TO BE 1'-0"

**LEGEND (TYP. OF ALL PLANS)**

XXX	ROOM NUMBER	XXXX	EXISTING TO RETAIN
○	ROOM NUMBER	XXXX	NEW CONCRETE PARTITION
○	ROOM NUMBER	XXXX	NEW BRICK PARTITION
○	MEZANINE	XXXX	NEW GYP. BO. PARTITION
○	MEZANINE	XXXX	1 HOUR FIRE RATED WALL
○	MEZANINE	XXXX	2 HOUR FIRE RATED WALL
○	MEZANINE	XXXX	F.E. FIRE EXTINGUISHER
○	MEZANINE	XXXX	SURFACE TREATED
○	MEZANINE	XXXX	CABINET WITH RECESSED



**ISSUES & REVISIONS**

NO.	DATE	DESCRIPTION
1	5/6/00	REVIEW
2	7/1/00	REVISION
3	9/7/00	ISSUED


**CONSULTANTS**  
**AHA**  
 Michael Hor  
 & Associati  
 Consulting Engineers  
 1010 West 10th Street  
 Suite 200  
 Oklahoma City, Oklahoma 73101  
 Phone: (405) 233-4444  
 Fax: (405) 233-4444  
 Email: mhor@aha.com

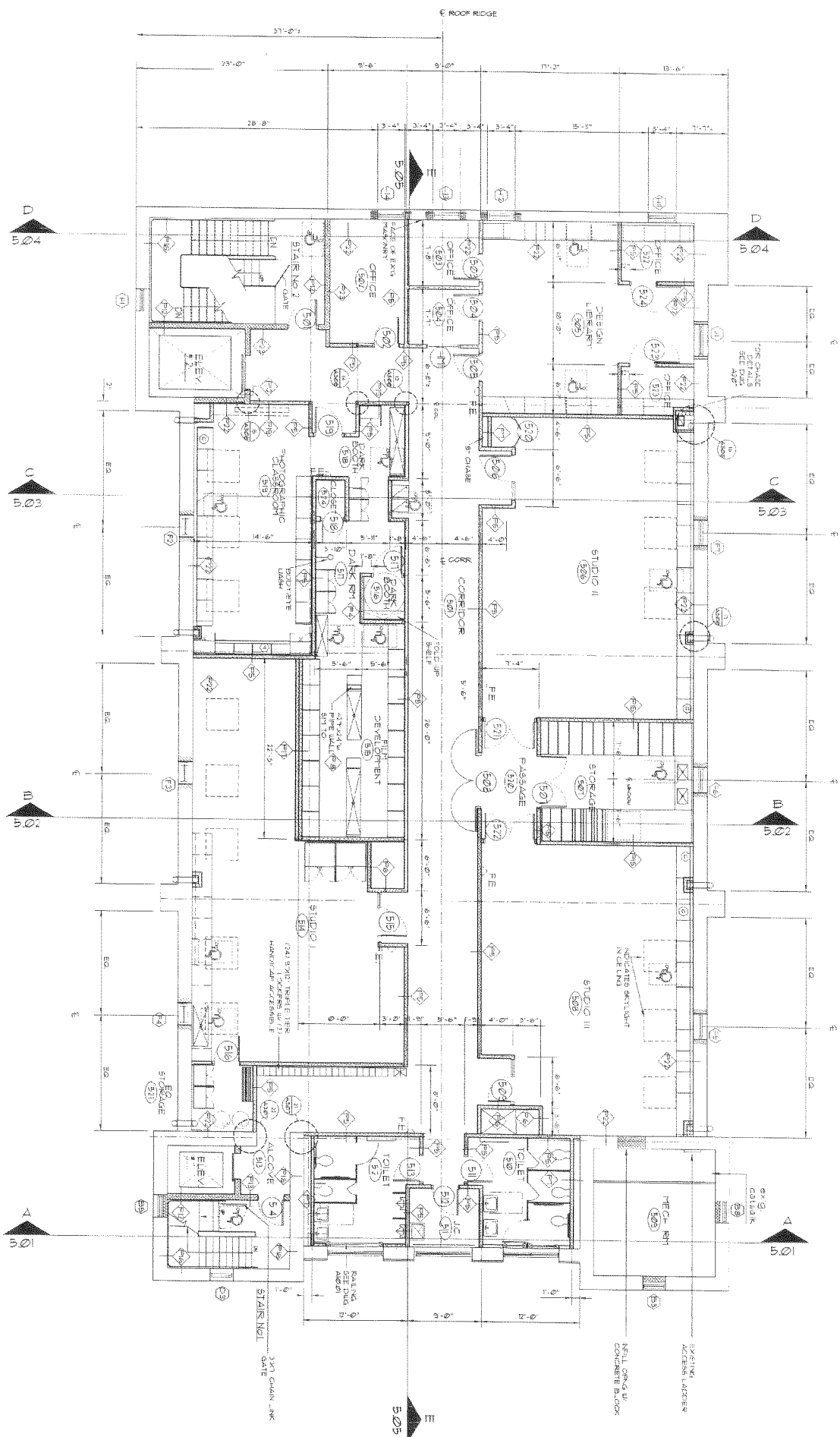
**GENERAL PRAT & DESIGN, INC.**  
 CONSULTING ENGINEERS  
 1010 West 10th Street  
 Suite 200  
 Oklahoma City, Oklahoma 73101  
 Phone: (405) 233-4444  
 Fax: (405) 233-4444  
 Email: mhor@aha.com

**aces eca**  
 EDUCATION CENTER FOR THE ARTS  
 000 SOUTH BOKER AVENUE  
 CHESTER, CONNECTICUT 06412  
 CONSULTING ARCHITECTS

PROJECT NAME  
 DATE  
 4/12/2000  
 9/1/2000

SCALE  
 AS NOTED  
 SHEET NO.



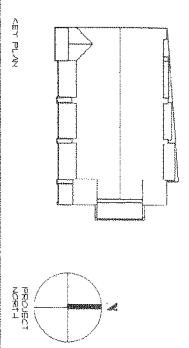


1 FIFTH LEVEL PLAN  
 FLOOR EL. 31'-2 1/4"  
 1/8" = 1'-0"

- GENERAL NOTES:
- 1) FIELD VERIFY ALL DIMENSIONS
  - 2) SEE SHEETS A2.01 & A2.02 FOR LARGE SCALE DRAWINGS OF TOILET ROOMS
  - 3) SEE SHEETS A2.04 THRU A2.08 FOR LARGE SCALE DRAWINGS OF STAIRS
  - 4) SEE SHEET A2.5 FOR CASEWORK SCALE DRAWINGS OF STAIRS
  - 5) ALL EXISTING WALLS ARE ASSUMED TO BE 11.8" THICK

LEGEND (TYPE OF ALL FLAS)

XXXX	ROOM USER	EXISTING TO REMAIN
501	ROOM NUMBER	NEW/OLD PARTITIONS
502	DOOR SWIPE	NEW BRICK PARTITIONS
503	FILLWORK	1 HOUR FIRE RATED WALL
504	SHOW CASE	2 HOUR FIRE RATED WALL
505	PARTITION TYPE	1 HOUR FIRE RATED WALL
506		2 HOUR FIRE RATED WALL
507		1 HOUR FIRE RATED WALL
508		2 HOUR FIRE RATED WALL
509		1 HOUR FIRE RATED WALL
510		2 HOUR FIRE RATED WALL
511		1 HOUR FIRE RATED WALL
512		2 HOUR FIRE RATED WALL
513		1 HOUR FIRE RATED WALL
514		2 HOUR FIRE RATED WALL
515		1 HOUR FIRE RATED WALL
516		2 HOUR FIRE RATED WALL
517		1 HOUR FIRE RATED WALL
518		2 HOUR FIRE RATED WALL
519		1 HOUR FIRE RATED WALL
520		2 HOUR FIRE RATED WALL
521		1 HOUR FIRE RATED WALL
522		2 HOUR FIRE RATED WALL
523		1 HOUR FIRE RATED WALL
524		2 HOUR FIRE RATED WALL
525		1 HOUR FIRE RATED WALL
526		2 HOUR FIRE RATED WALL
527		1 HOUR FIRE RATED WALL
528		2 HOUR FIRE RATED WALL
529		1 HOUR FIRE RATED WALL
530		2 HOUR FIRE RATED WALL
531		1 HOUR FIRE RATED WALL
532		2 HOUR FIRE RATED WALL
533		1 HOUR FIRE RATED WALL
534		2 HOUR FIRE RATED WALL
535		1 HOUR FIRE RATED WALL
536		2 HOUR FIRE RATED WALL
537		1 HOUR FIRE RATED WALL
538		2 HOUR FIRE RATED WALL
539		1 HOUR FIRE RATED WALL
540		2 HOUR FIRE RATED WALL
541		1 HOUR FIRE RATED WALL
542		2 HOUR FIRE RATED WALL
543		1 HOUR FIRE RATED WALL
544		2 HOUR FIRE RATED WALL
545		1 HOUR FIRE RATED WALL
546		2 HOUR FIRE RATED WALL
547		1 HOUR FIRE RATED WALL
548		2 HOUR FIRE RATED WALL
549		1 HOUR FIRE RATED WALL
550		2 HOUR FIRE RATED WALL
551		1 HOUR FIRE RATED WALL
552		2 HOUR FIRE RATED WALL
553		1 HOUR FIRE RATED WALL
554		2 HOUR FIRE RATED WALL
555		1 HOUR FIRE RATED WALL
556		2 HOUR FIRE RATED WALL
557		1 HOUR FIRE RATED WALL
558		2 HOUR FIRE RATED WALL
559		1 HOUR FIRE RATED WALL
560		2 HOUR FIRE RATED WALL
561		1 HOUR FIRE RATED WALL
562		2 HOUR FIRE RATED WALL
563		1 HOUR FIRE RATED WALL
564		2 HOUR FIRE RATED WALL
565		1 HOUR FIRE RATED WALL
566		2 HOUR FIRE RATED WALL
567		1 HOUR FIRE RATED WALL
568		2 HOUR FIRE RATED WALL
569		1 HOUR FIRE RATED WALL
570		2 HOUR FIRE RATED WALL
571		1 HOUR FIRE RATED WALL
572		2 HOUR FIRE RATED WALL
573		1 HOUR FIRE RATED WALL
574		2 HOUR FIRE RATED WALL
575		1 HOUR FIRE RATED WALL
576		2 HOUR FIRE RATED WALL
577		1 HOUR FIRE RATED WALL
578		2 HOUR FIRE RATED WALL
579		1 HOUR FIRE RATED WALL
580		2 HOUR FIRE RATED WALL
581		1 HOUR FIRE RATED WALL
582		2 HOUR FIRE RATED WALL
583		1 HOUR FIRE RATED WALL
584		2 HOUR FIRE RATED WALL
585		1 HOUR FIRE RATED WALL
586		2 HOUR FIRE RATED WALL
587		1 HOUR FIRE RATED WALL
588		2 HOUR FIRE RATED WALL
589		1 HOUR FIRE RATED WALL
590		2 HOUR FIRE RATED WALL
591		1 HOUR FIRE RATED WALL
592		2 HOUR FIRE RATED WALL
593		1 HOUR FIRE RATED WALL
594		2 HOUR FIRE RATED WALL
595		1 HOUR FIRE RATED WALL
596		2 HOUR FIRE RATED WALL
597		1 HOUR FIRE RATED WALL
598		2 HOUR FIRE RATED WALL
599		1 HOUR FIRE RATED WALL
600		2 HOUR FIRE RATED WALL



NO.	DATE	DESCRIPTION
1	5/10/00	REVISION
2	7/10/00	REVISION
3	9/1/00	ISSUE

CONSULTANTS  
**MHA**  
 Michael Ho & Associates  
 Consulting Engineers  
 178 Wilby Ave  
 Waltham, MA 02451  
 (781) 252-1100  
 www.mha.com

GENERAL DR. & DESIGN INC.  
 CONSULTING ARCHITECTS  
 1000 FORT MERRILL RD #2  
 WALTHAM, MASSACHUSETTS 02451

EDWARD S. AND ASSOCIATES ARCHITECTS

aces eca  
 EDUCATION CENTER FOR THE ARTS  
 000 SOUTH DORSETWAY  
 CHESTER, CONNECTICUT  
 csp@aceseca.com

PROJECT NAME  
 DATE  
 4/2/2000  
 9/1/2000

FIFTH LEVEL PLAN  
 SCALE: AS NOTED  
 SHEET NO.





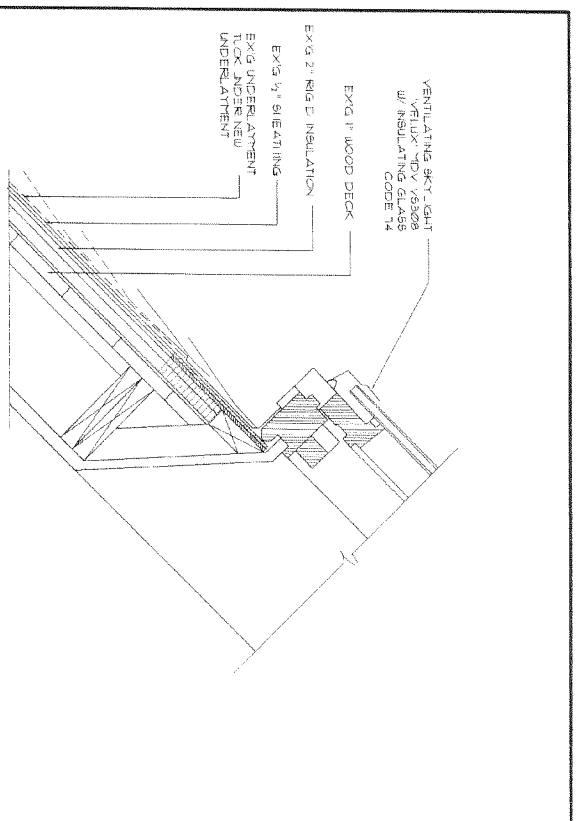


NO.	DATE	DESCRIPTION
1	5/1/00	ISSUE
2	9/1/00	ISSUE

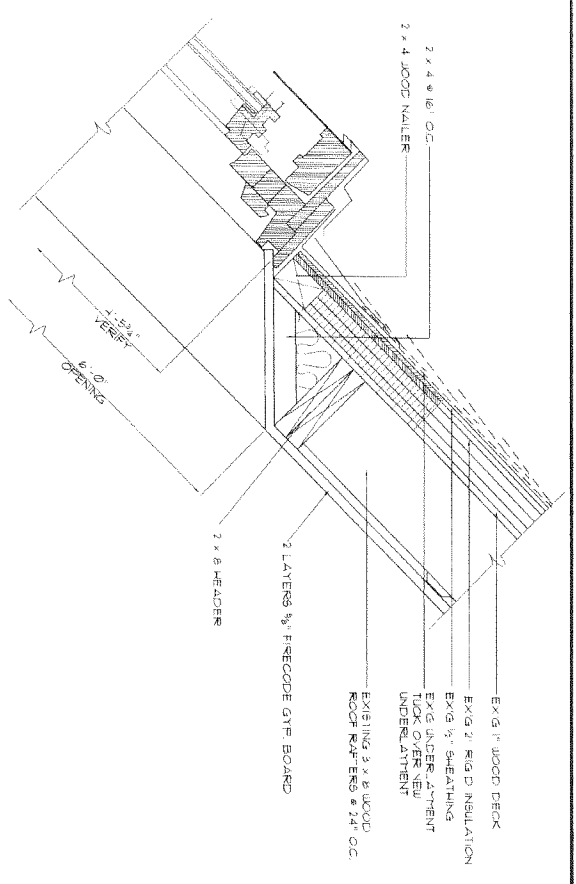
CONSULTANTS  
**ATPA**  
 Michael H. ...  
 Consulting Engineer  
 8788 Midway Avenue  
 Chicago, IL 60630  
 (773) 362-2200  
 Fax: (773) 362-2200

GENERAL CONTRACTOR  
**EDWARD S. AND ASSOC. ARCHITECTS**  
 000 SOUTH DEWOLFS  
 CENTRAL COMMERCIAL  
 CHICAGO, ILLINOIS 60601

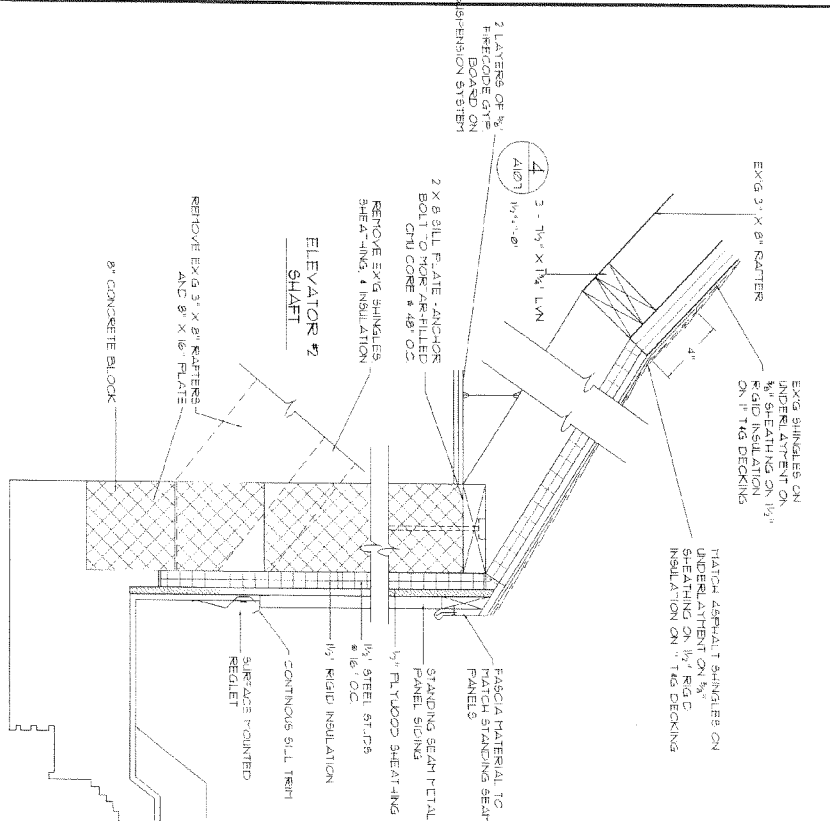
PROJECT NAME  
**aces**  
 DATE  
 6/5/00  
 9/1/2000



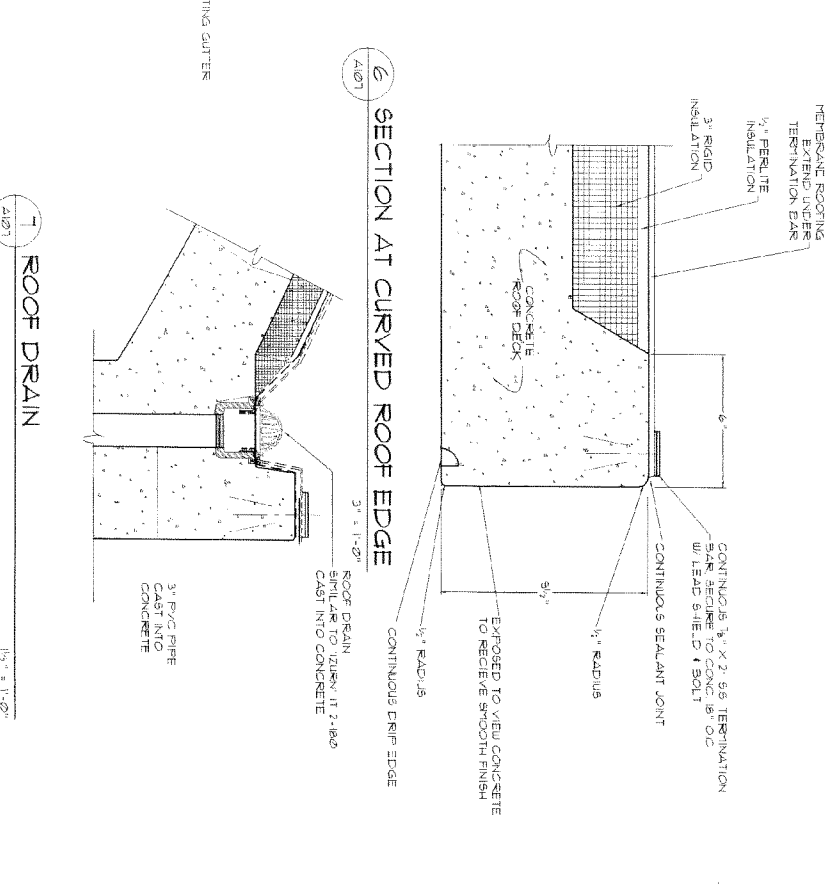
1 SECTION AT SKYLIGHT  
 1/2" = 1'-0"



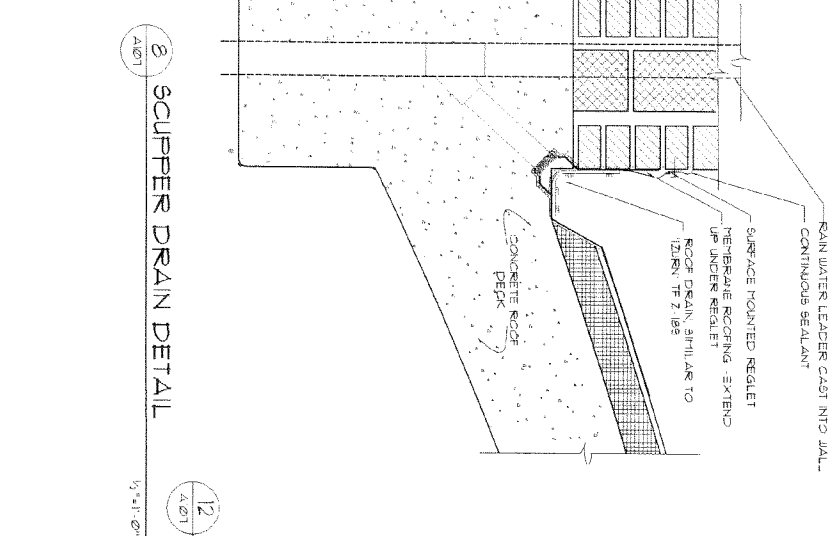
2 SECTION AT SKYLIGHT  
 1/2" = 1'-0"



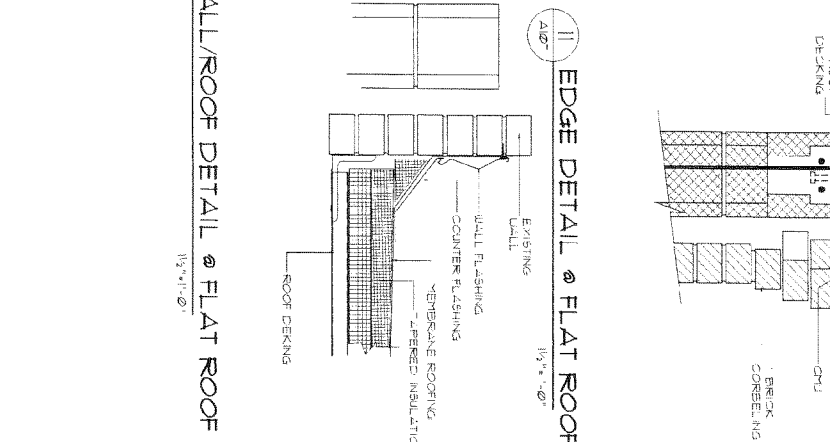
5 SECTION @ ELEVATOR SHAFT ROOF  
 1/2" = 1'-0"




6 SECTION AT CURVED ROOF EDGE  
 1/2" = 1'-0"



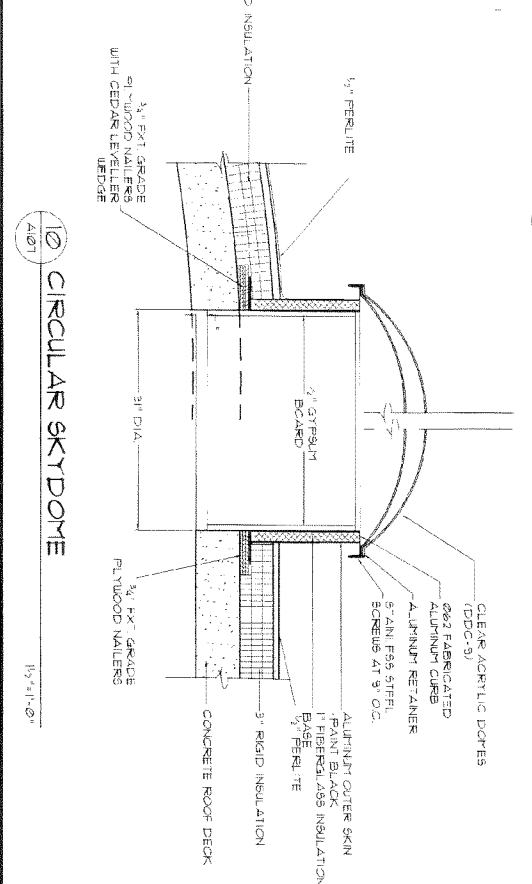
8 SCUPPER DRAIN DETAIL  
 1/2" = 1'-0"



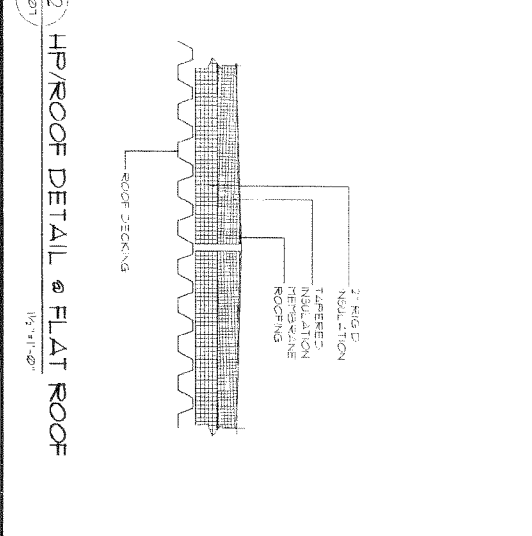
11 WALL/ROOF DETAIL @ FLAT ROOF  
 1/2" = 1'-0"



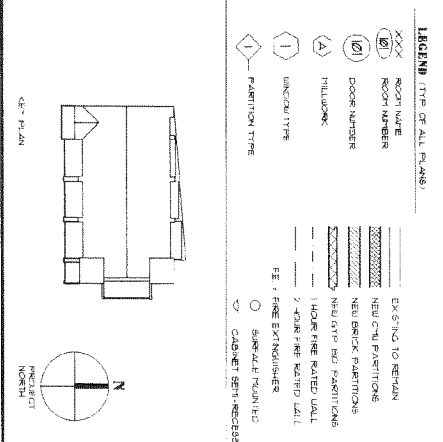
7 ROOF DRAIN  
 1/2" = 1'-0"



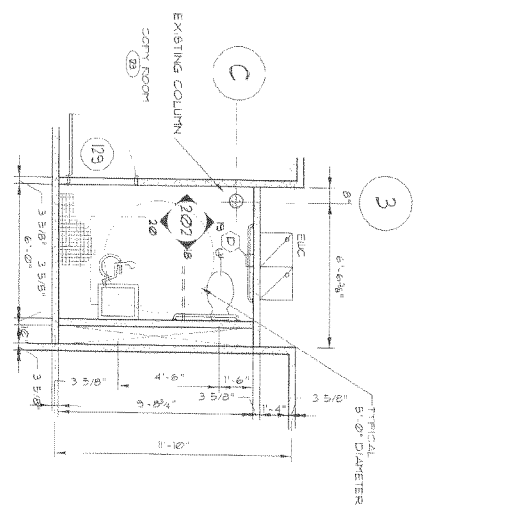
10 CIRCULAR SKYDOME  
 1/2" = 1'-0"



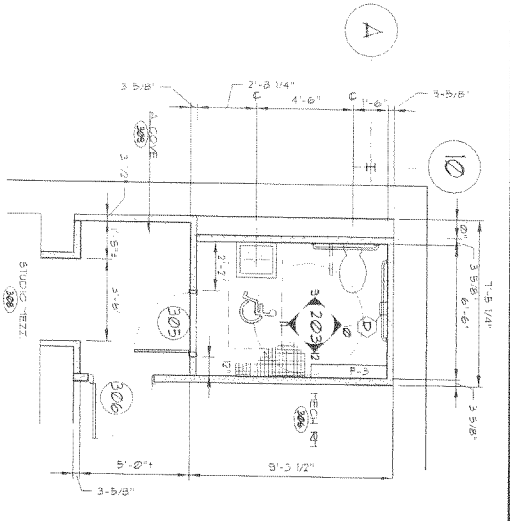
12 HP/ROOF DETAIL @ FLAT ROOF  
 1/2" = 1'-0"



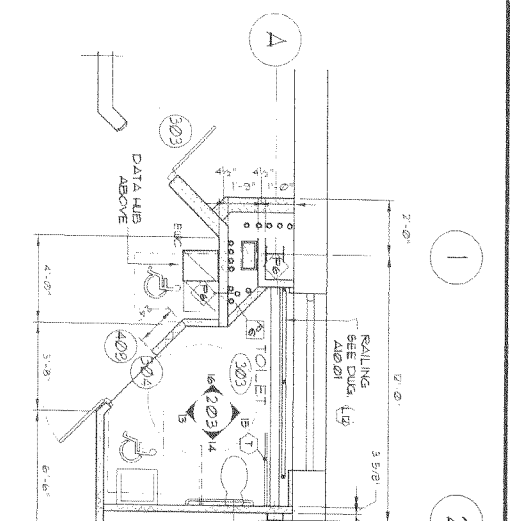
ROOF DET  
 SCALE: AS NOTED  
 SETTING



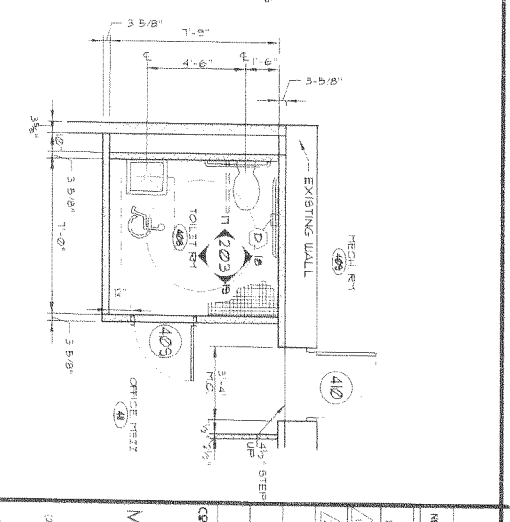
FIRST LEVEL  
TOILET ROOM # 124  
SCALE: 1/4" = 1'-0"



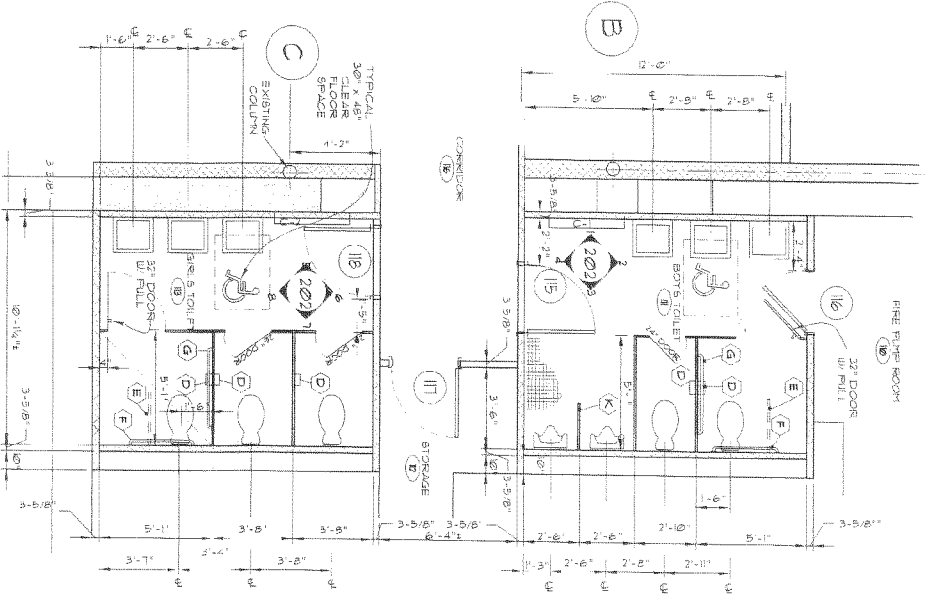
THIRD LEVEL EAST  
TOILET ROOM # 305  
SCALE: 1/4" = 1'-0"



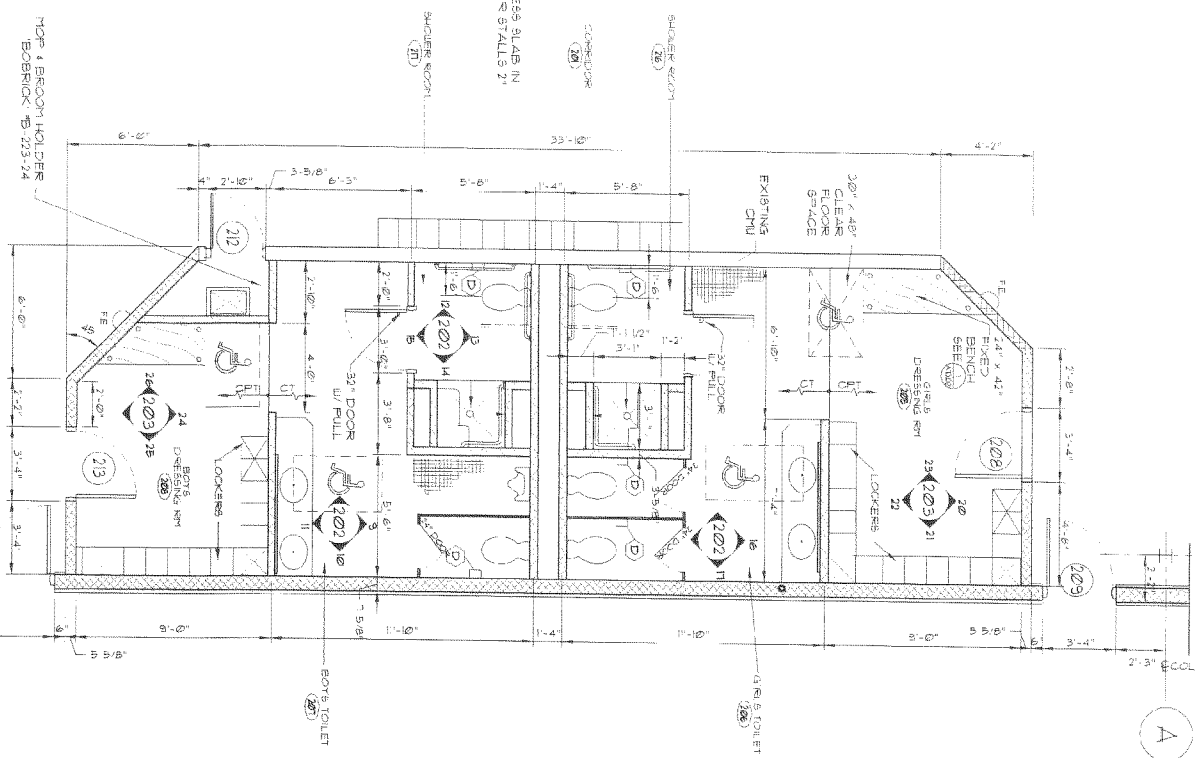
THIRD LEVEL TOILET ROOM # 303  
FOURTH LEVEL TOILET ROOM # 405  
SCALE: 1/4" = 1'-0"



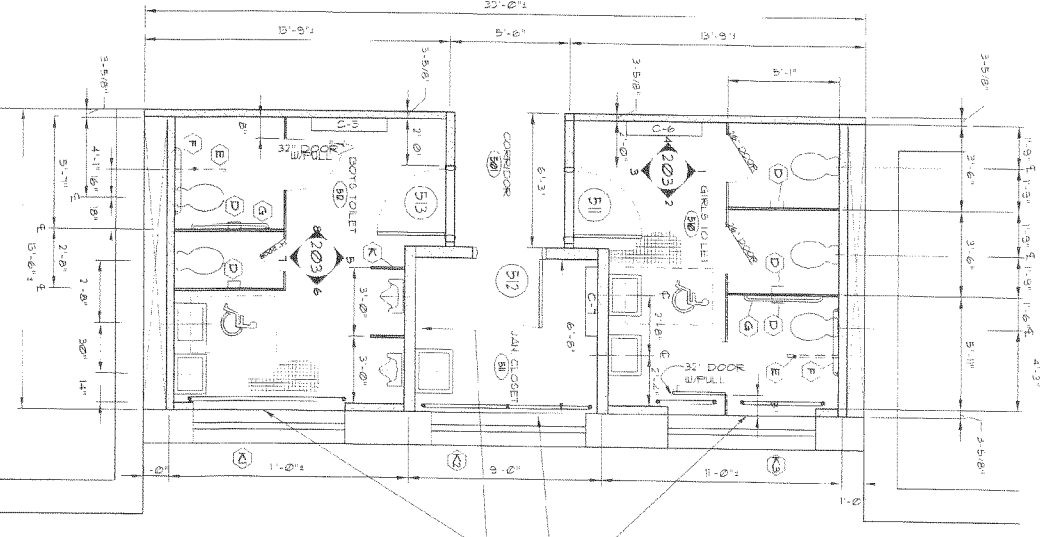
FOURTH LEVEL EAST  
TOILET ROOM # 408  
SCALE: 1/4" = 1'-0"



FIRST LEVEL EAST  
TOILET ROOMS  
SCALE: 1/4" = 1'-0"



2ND LEVEL WEST  
DRESSING ROOMS  
SCALE: 1/4" = 1'-0"

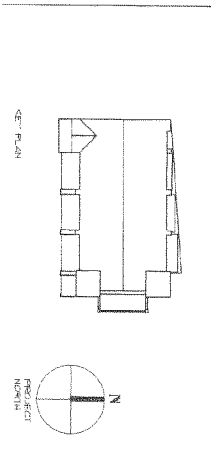


5TH LEVEL EAST  
TOILET ROOM  
SCALE: 1/4" = 1'-0"


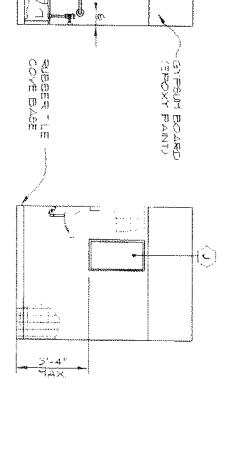
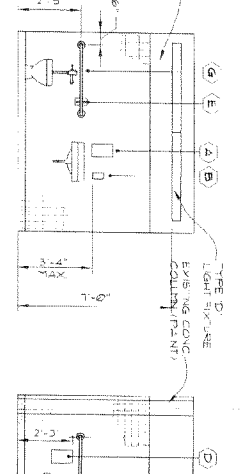
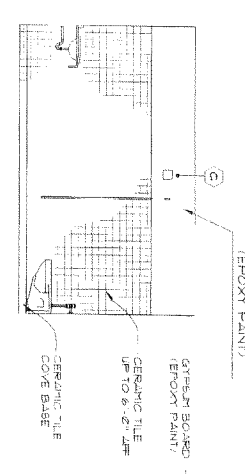
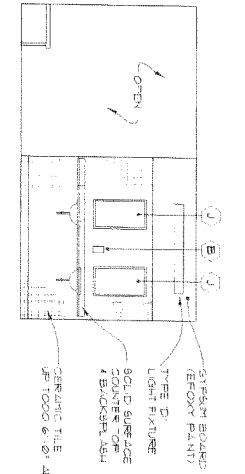
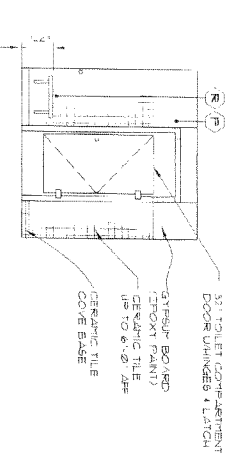
INSTALL PIPE GUARDRAIL  
IN BETWEEN WINDOW OPNS  
SEE SH-1 AND 01  
SELF W/ TOP HOLDER  
BOBRICK #B-25934

**LEGEND (TYPE OR ALL PLANS)**

XXXX	ROOM NAME	EXISTING TO REMAIN
XXXX	ROOM NUMBER	NEW OR NEW PARTITIONS
XXXX	DOOR NUMBER	NEW OR NEW PARTITIONS
XXXX	TOILET NUMBER	NEW OR NEW PARTITIONS
XXXX	ACCESSORIES	NEW OR NEW PARTITIONS
XXXX	UNOCC. TYPE	1 HOUR FIRE RATED WALL
XXXX	PARTITION TYPE	2 HOUR FIRE RATED WALL
XXXX		SE - FIRE EXTINGUISHER
XXXX		○ - CANNET MOUNTED
XXXX		○ - CANNET SET-RECESSED


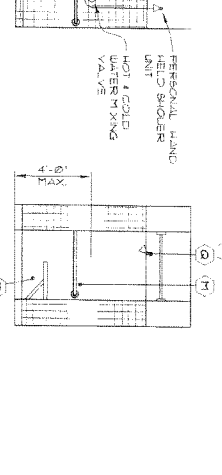
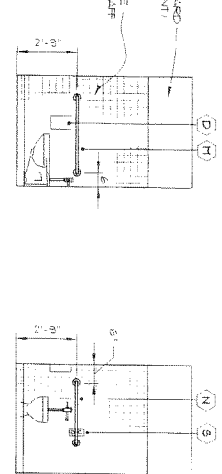
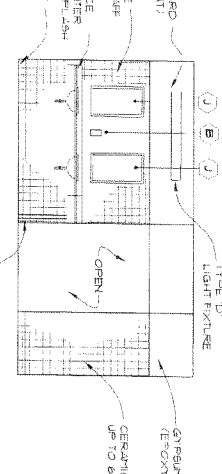
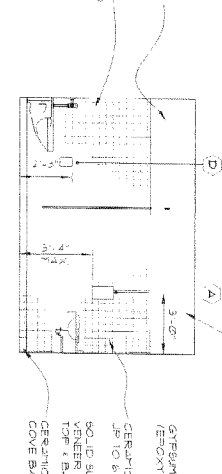
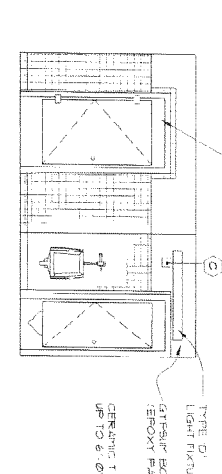


<p>ISSUES &amp; REVISIONS</p> <table border="1"> <thead> <tr> <th>NO.</th> <th>DATE</th> <th>REVISION</th> </tr> </thead> <tbody> <tr> <td>1</td> <td>5/16/00</td> <td>REVISED PER SET</td> </tr> <tr> <td>2</td> <td>7/17/00</td> <td>REVISED PER SET</td> </tr> <tr> <td>3</td> <td>9/1/00</td> <td>ISSUE PER SET</td> </tr> </tbody> </table>	NO.	DATE	REVISION	1	5/16/00	REVISED PER SET	2	7/17/00	REVISED PER SET	3	9/1/00	ISSUE PER SET	<p>CONSULTANT</p> <p><b>MHA</b></p> <p>Michael H. &amp; Assoc.</p> <p>Consulting Engineer</p> <p>1000 WEST 10TH AVENUE, SUITE 1000</p> <p>DENVER, CO 80202</p> <p>TEL: 333-288-7353</p> <p>FAX: 333-288-7353</p> <p>WWW.MHA-ARCHITECTS.COM</p>	<p>GENERAL DRA. &amp; DESIGN</p> <p>CONSULTING ENGINEER</p> <p>EDWARD SA AND ASSOCIATES ARCHITECT</p> <p>006 SOUTH BROADWAY</p> <p>CENTRAL CONNECTICUT CITY</p> <p>CONNECTICUT 06103</p>	<p>PROJECT NAME</p> <p><b>aces eca</b></p> <p>EDUCATION CENTER FOR THE ARTS</p>	<p>DATE</p> <p>4/12/2000</p> <p>9/12/2000</p>	<p>SCALE</p> <p>AS NOTED</p>	<p>SHEET NO.</p> <p><b>A20</b></p>
NO.	DATE	REVISION																
1	5/16/00	REVISED PER SET																
2	7/17/00	REVISED PER SET																
3	9/1/00	ISSUE PER SET																



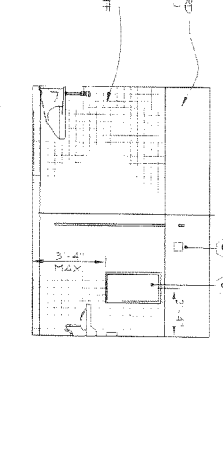
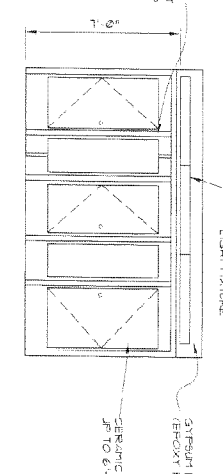
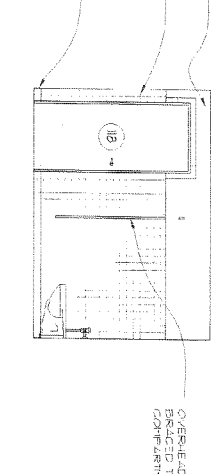
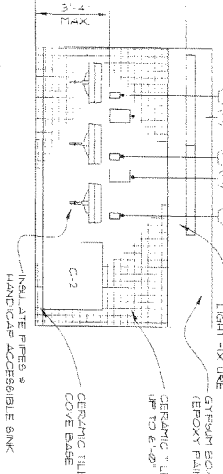
ELEVATIONS - SECOND LEVEL  
GIRLS DRESSING ROOM # 205

ELEVATIONS - FIRST LEVEL  
TOILET ROOM # 124

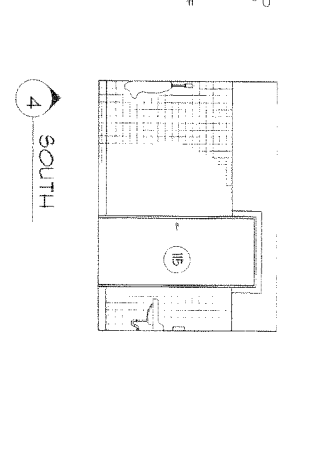
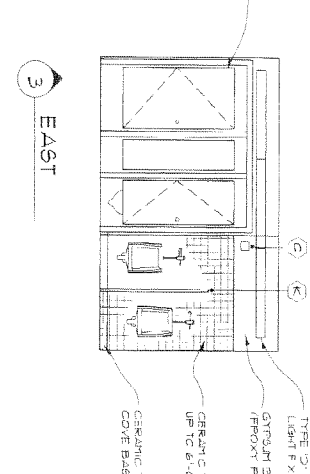
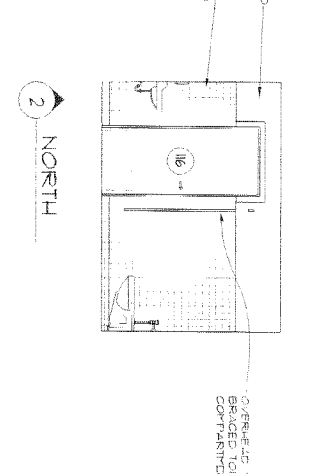
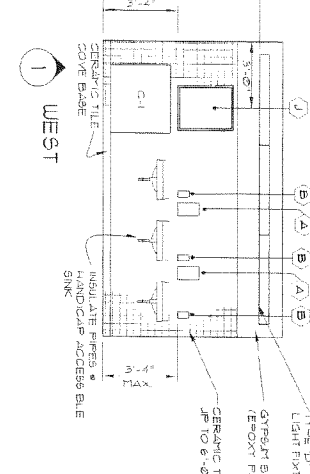


ELEVATIONS - SECOND LEVEL  
TOILET ROOM # 208

ELEVATIONS - FIRST LEVEL  
GIRLS TOILET ROOM # 113



ELEVATIONS - FIRST LEVEL  
BOYS TOILET ROOM # 111



ELEVATIONS - FIRST LEVEL  
BOYS TOILET ROOM # 111

ELEVATIONS - SECOND LEVEL  
TOILET ROOM # 208

ELEVATIONS - FIRST LEVEL  
GIRLS TOILET ROOM # 113

ELEVATIONS - SECOND LEVEL  
TOILET ROOM # 208

ELEVATIONS - FIRST LEVEL  
BOYS TOILET ROOM # 111

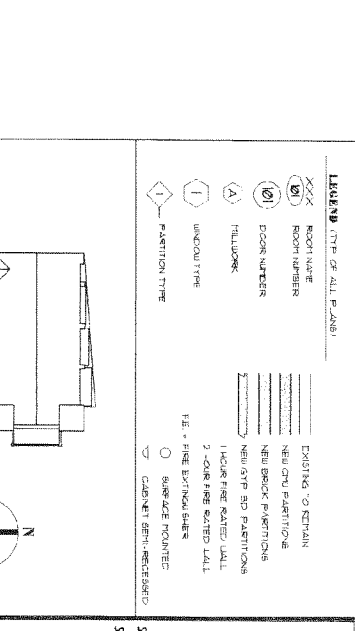
ELEVATIONS - SECOND LEVEL  
TOILET ROOM # 208

ALL TOILET & DRESSING ROOMS TO BE FINISHED WITH EPOXY PAINT. A COMPARISON OF THE COLORS, THE WALL, CUP & COVER SHALL BE THE SAME COLOR AND THE WALL ANOTHER COLOR.

NOTE: FINISHES & TOILET ACCESSORY TO BE FINISHED WITH EPOXY PAINT. ALL GYPSUM BOARD AND CONCRETE BLOCK WALLS IN TOILET ROOMS SHALL BE FINISHED WITH EPOXY PAINT.

TOILET ACCESSORY SCHEDULE

SYMBOL	DESCRIPTION	MAKE	MODEL NO.	MOUNT. HT.
A	PAPER TOWEL DISPENSER	EBO	-	BOTTOM @ 40" AFF
B	SOAP DISPENSER	EBO	-	BOTTOM @ 40" AFF
C	DECODER	EBO	-	BOTTOM @ 6'-2" AFF
D	TOILET TISSUE DISPENSER	EBO	-	BOTTOM @ 18" AFF
E	SUING - UP GRAB BAR	BOBRICK	B-4358/93	36" AFF
F	GRAB BAR (36")	BOBRICK	B-5520/36	33" AFF (UNLESS SHOWN OTHERWISE)
G	GRAB BAR (42")	BOBRICK	B-5520/42	33" AFF (UNLESS SHOWN OTHERWISE)
H	TISSUE 24/60	BOBRICK	B-790-7460	BOTTOM @ 40" AFF
I	TISSUE 24/30	BOBRICK	B-790-7430	BOTTOM @ 40" AFF
J	URINAL SCREEN	ALL AMERICAN	TYPE P/5	18" x 58"
K	GRAB BAR (24")	HEU	333C/274	33" AFF
L	GRAB BAR	HEU	4030/136	33" AFF
M	GRAB BAR (36")	HEU	3330/236	33" AFF
N	CURTAIN ROD (LENGTH TO SUITE)	BOBRICK	B-6041	CENTER LINE @ 75" AFF
O	SHOWER HOOKS	BOBRICK	224-1	CENTER LINE @ 75" AFF
P	SHOWER FOLD UP SEAT	HEU	3340/5	-
Q	SUING UP GRAB BAR	HEU	3330/160	36" AFF
R	GRAB BAR	BOBRICK	B-618/36	X 42"
S	TOILET TISSUE HOLDER	BOBRICK	X 42"	MOUNT ON TO GRAB BAR T.



TOILET INTERIOR ELEVATIONS

DATE: 4/12/2000  
SCALE: AS NOTED

ISSUES & REVISIONS

NO.	DATE	ISSUE
1	5/8/00	REVIEW
2	9/1/00	50% BIDDING

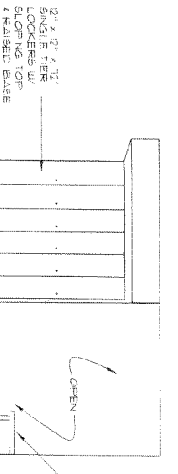
CONSULTANTS  
Michael Holt & Associates  
1200 2nd Street  
Newark, NJ 07102

GENERAL CONTRACTOR  
EDWARD SA AND ASSOCIATES ARCHITECTS

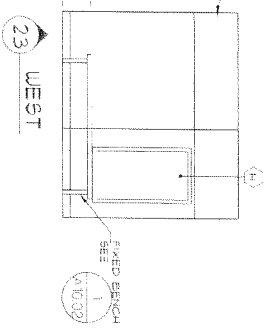
EDUCATION CENTER FOR THE ARTS

PROJECT NAME: EDUCATION CENTER FOR THE ARTS  
DATE: 4/12/2000  
SCALE: AS NOTED

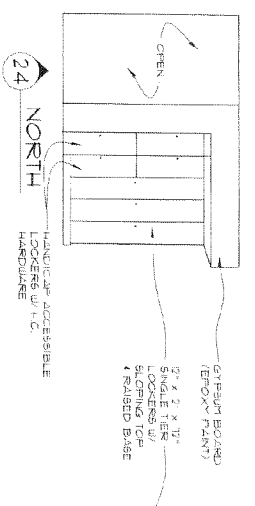




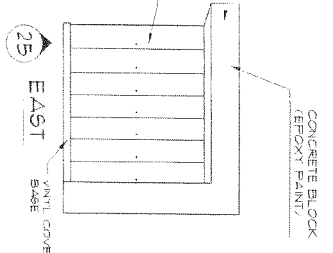
22 SOUTH VENT COVE BASE BENCH



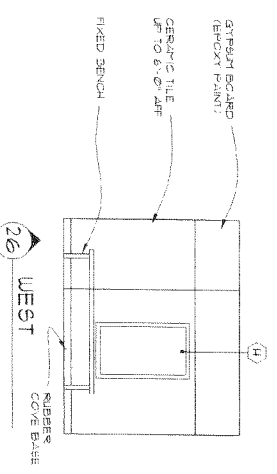
23 WEST



24 NORTH HANICAP ACCESSIBLE LOCKERS WITH C. HANDRAILS



25 EAST

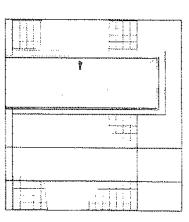


26 WEST RUBBER COVE BASE

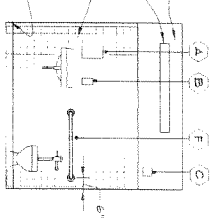
ELEVATIONS - SECOND LEVEL  
GIRLS DRESSING # 205

ELEVATIONS - SECOND LEVEL  
BOYS DRESSING ROOM # 208

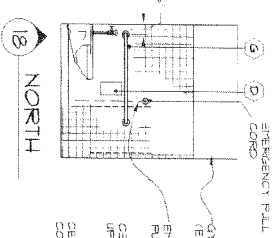
ELEVATIONS - SECOND FLOOR  
GIRLS DRESSING ROOM # 205



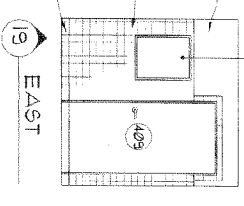
16 WEST



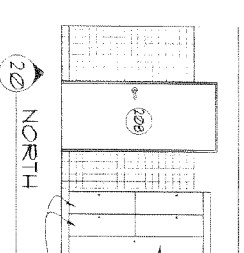
17 WEST



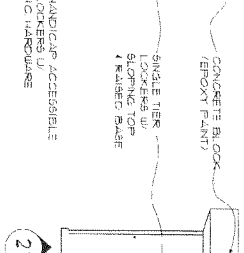
18 NORTH



19 EAST



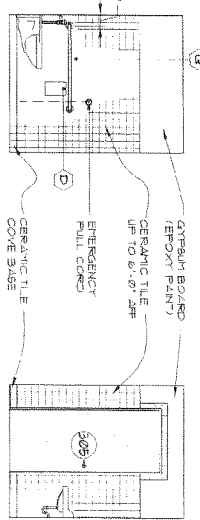
20 NORTH



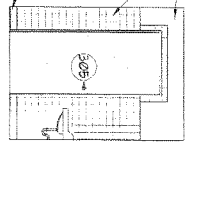
21 EAST

ELEVATIONS - FOURTH LEVEL  
TOILET ROOM # 406

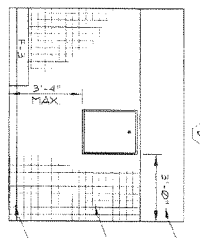
ELEVATIONS - SECOND FLOOR  
GIRLS DRESSING ROOM # 205



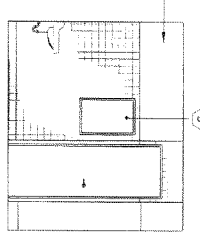
10 NORTH



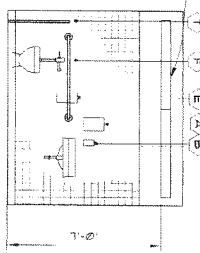
11 SOUTH



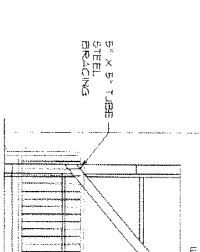
12 EAST



13 SOUTH



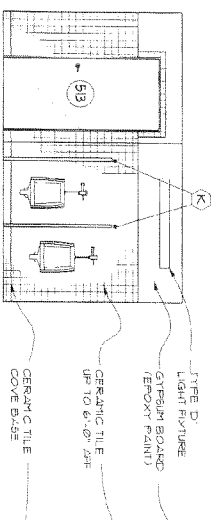
14 EAST



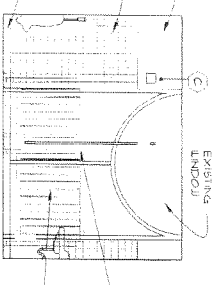
15 WEST

ELEVATIONS - THIRD LEVEL  
TOILET ROOM # 305

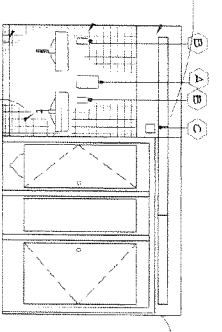
ELEVATIONS - BOYS TOILET ROOMS # 303 & 405



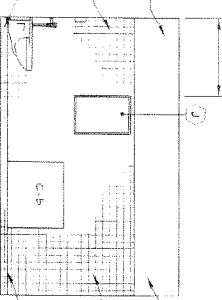
5 NORTH



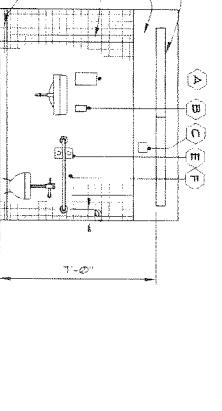
6 EAST



7 SOUTH

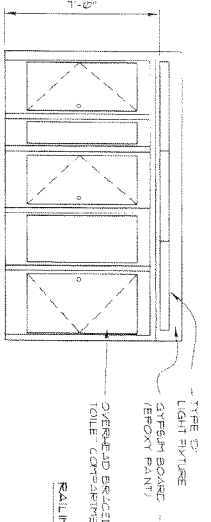


8 WEST

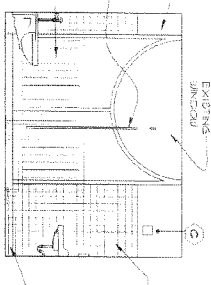


9 WEST - TOILET ROOM # 305

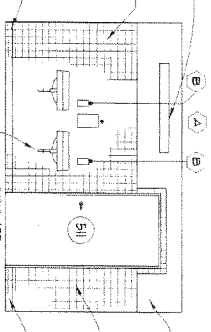
ELEVATIONS - FIFTH LEVEL  
BOYS TOILET ROOM # 512



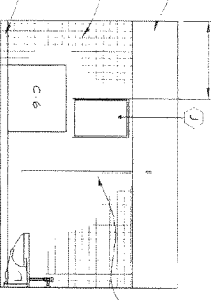
1 NORTH



2 EAST



3 SOUTH



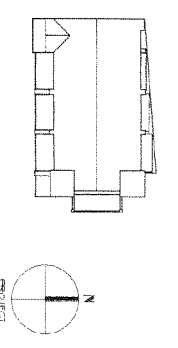
4 WEST

ELEVATIONS - FIFTH LEVEL  
GIRLS TOILET ROOM # 510

NOTE:  
SEE SHEET NO. 2287 FOR TOILET ACCESSORY SCHEDULE  
ALL GYPSUM BOARD AND CONCRETE BLOCK WALLS WITH EPOXY PAINT SHALL BE FINISHED

**LEGEND (TYPE OR ALL PLANS)**

XXXX	ROOM NAME	EXISTING TO REMAIN
XXXX	ROOM NUMBER	NEW CHG PARTITION
(10)	DOOR NUMBER	NEW DOOR PARTITION
(A)	WALL	NEW STP. BD. PARTITION
(1)	WINDOW TYPE	1 HOUR FIRE RATED WALL
(1)	PARTITION TYPE	7 HOUR FIRE RATED WALL
(1)		1/2\"/>
(1)		1/2\"/>
(1)		1/2\"/>







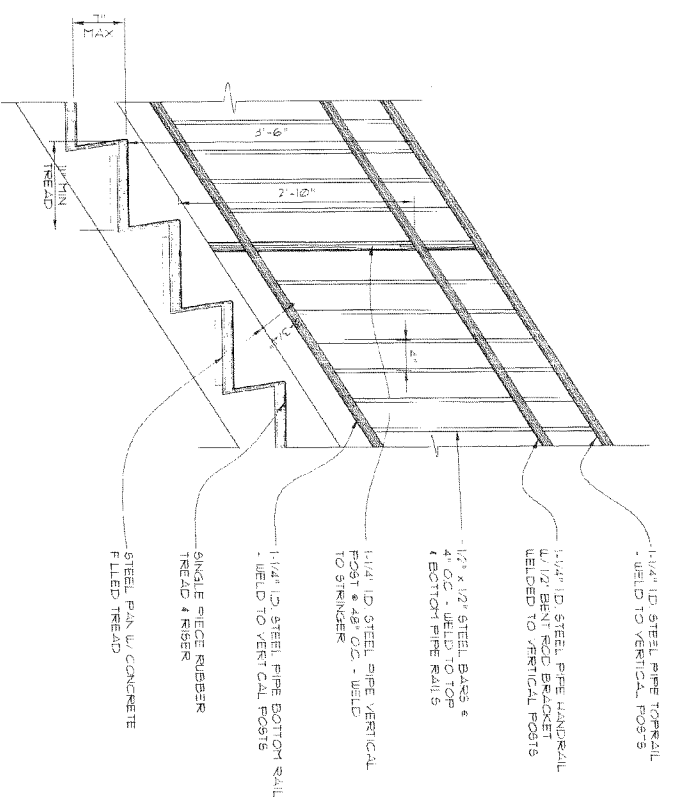
NO.	DATE	DESCRIPTION
1	5/8/00	REV ELEV E
	5/1/02	ISSUE FOR

**CONSULTANTS**  
**MHA**  
**Michael Holt & Associates**  
 Consulting Engineers  
 1875 Walnut Avenue  
 Suite 200  
 Walnut Creek, CA 94597  
 (925) 938-7800  
 FAX (925) 938-7801  
 WWW.MHA-ARCHITECTS.COM

**GENERAL PRAC**  
**EDWARD SAA AND ASSOCIATES ARCHITECT**  
 1001 20th Street, Suite 100  
 Walnut Creek, CA 94597  
 (925) 938-7800  
 FAX (925) 938-7801  
 WWW.ESA-ARCHITECTS.COM

**PROJECT NAME**  
**aces eca**  
 EDUCATION CENTER FOR THE ARTS  
**DATE**  
 4/12/2000  
 5/1/2000

**SCALE**  
 AS NOTED  
**STAIR #**  
**PLANS**  
**& DETAIL**



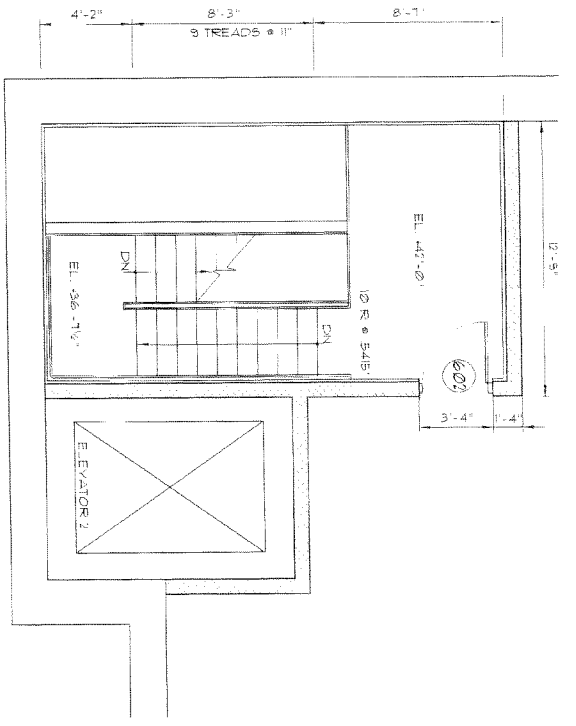
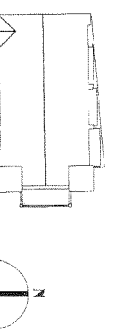
**2** TYPICAL STAIR TREAD SECTION  
 1" = 1'-0"

NOTE:  
 TO EXISTING DIMENSIONAL CONSTRAINTS THE  
 STAIR TREAD & RISER DIMENSIONS IN STAIR # DO  
 NOT MEET THE CODE REQUIREMENTS. THIS A  
 MODIFICATION HAS BEEN OBTAINED

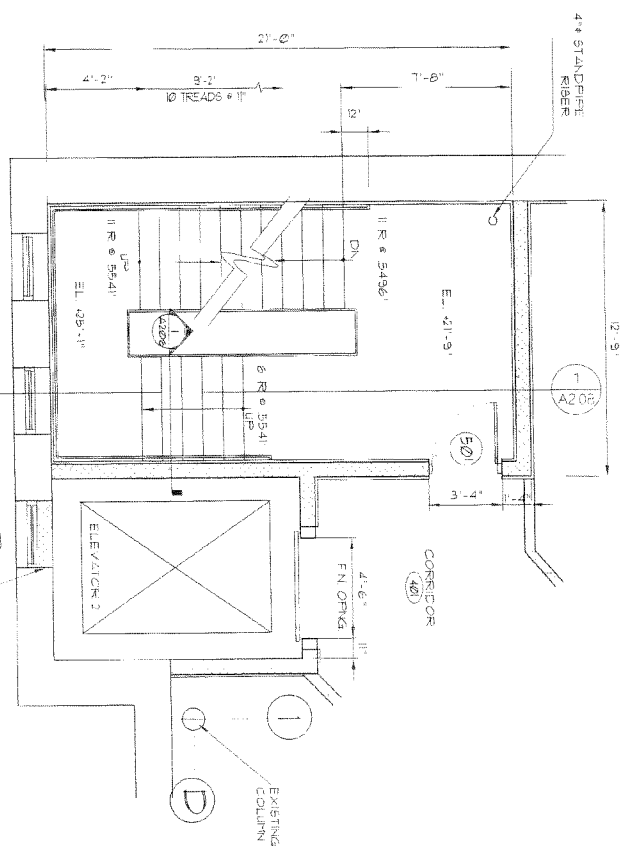
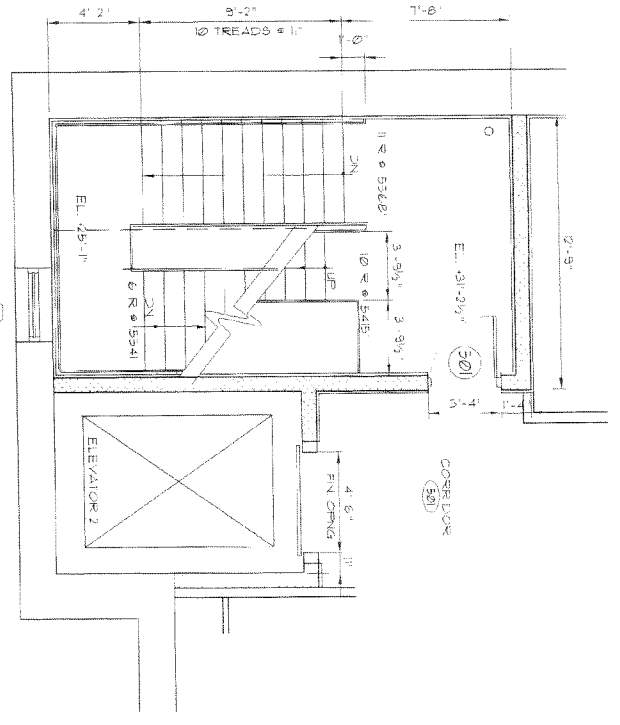
NOTE:  
 FIELD VERIFY ALL DIMENSIONS  
 AND CONDITIONS

**LEGEND** (TYPE OF ALL PLAN)

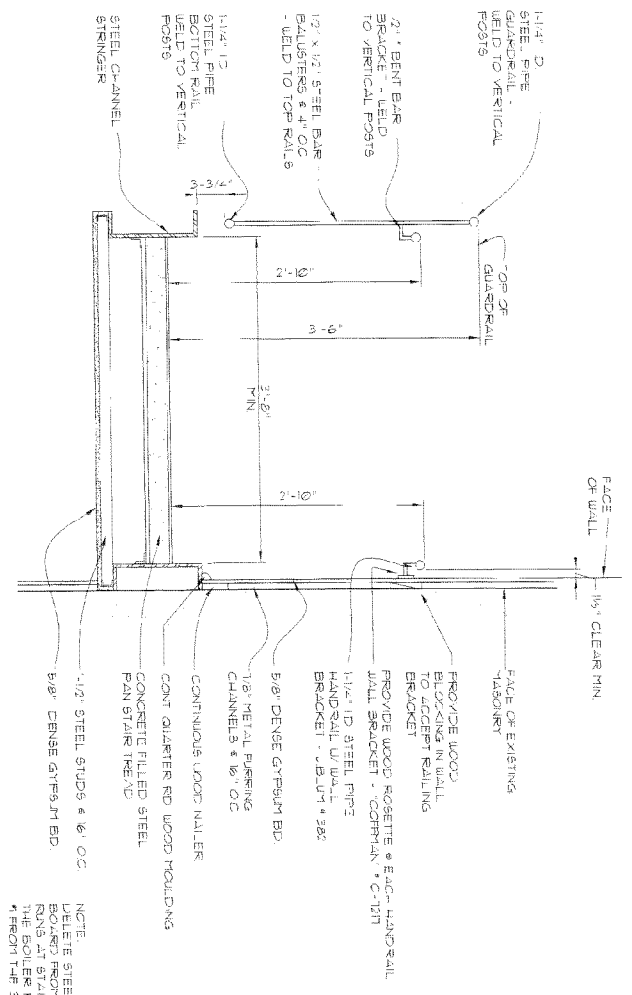
XXX	ROOM LINE	EXISTING TO REMAIN
XXX	ROOM NUMBER	NEW ORN PARTITION
10	DOOR NUMBER	NEW BRICK PARTITION
1	FILLWORK	NEW GYP BR PARTITION
1	SHOULDER	1 HOUR FIRE RATED WALL
1	PARTITION TYPE	3 HOUR FIRE RATED WALL
1		1/2" FIRE EXISTING DOOR
1		DOOR CASE RECESSED



**MECH EQUIP LAYOUT**  
 1/4" = 1'-0"



**1** TYPICAL SECTION THRU STAIR TREAD  
 1" = 1'-0"



NOTE:  
 DELETE STEEL STUDS AND STYRING  
 BOLTS FROM UNDERSTAIR STAIR  
 RAILS AT STAIR & EXISTING ABOVE  
 FLOOR LINE TO CLEAR STAIR  
 \* FLOOR TOP 3RD FLOOR UNLINED



NO.	DATE	DESCRIPTION
1	5/12/00	REVISED
2	7/21/00	REVISED
3	9/11/00	ISSUE

CONSULTANTS

**Michael He & Associates**  
 Consulting Engineers  
 100 West 10th Street  
 New York, NY 10011  
 (212) 778-1100  
 Fax: (212) 778-1101  
 Email: michael@mh.com

**GENERAL DESIGN & DESIGN CONSULTING ENGINEERS**  
 100 West 10th Street  
 New York, NY 10011  
 (212) 778-1100  
 Fax: (212) 778-1101  
 Email: gdc@general.com

**EDWARD S AND ASSOC ARCHITECTS**  
 600 SOUTH MARKET STREET  
 CHICAGO, ILLINOIS 60605  
 (312) 467-1000  
 www.edward.com

**aces eca**

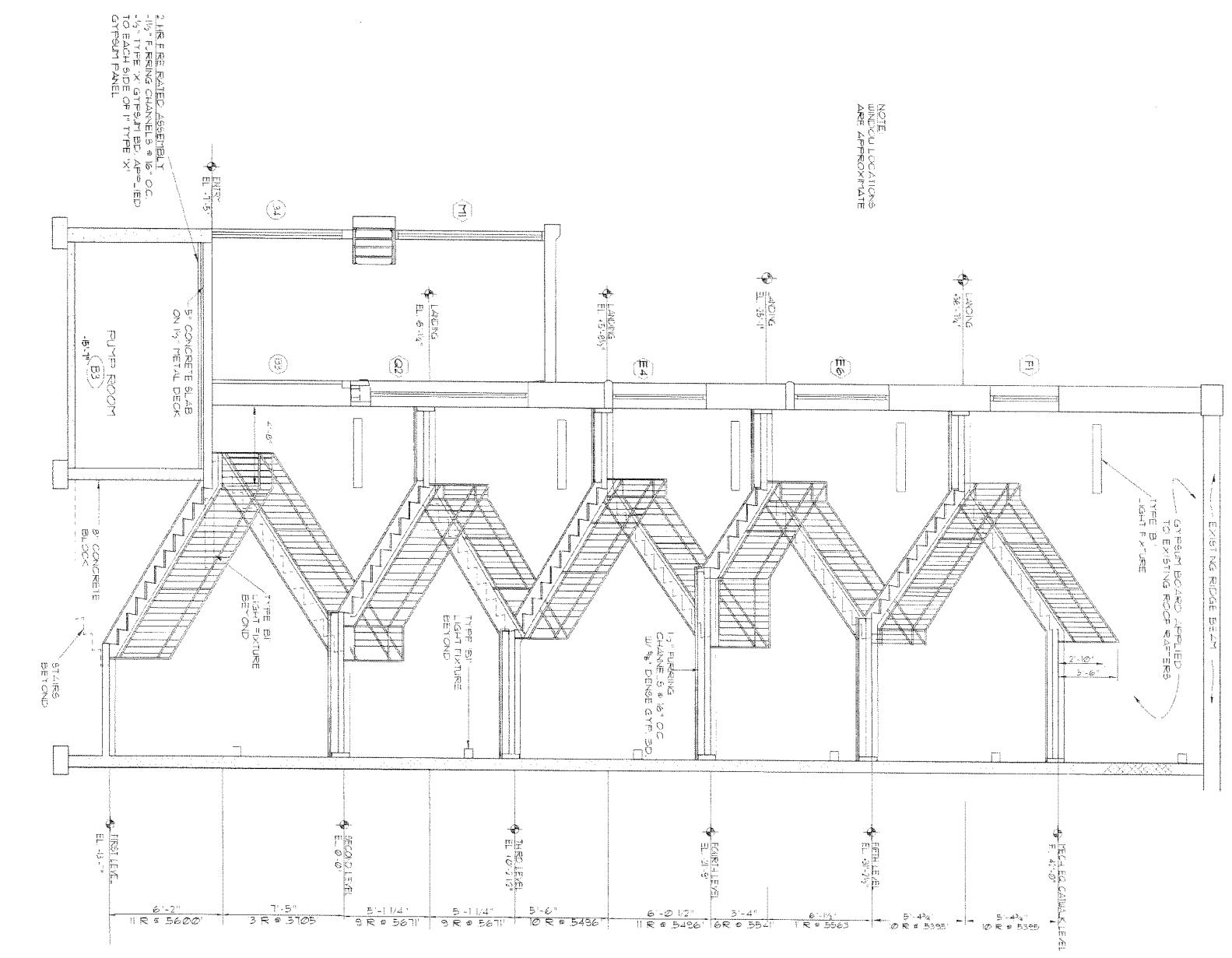
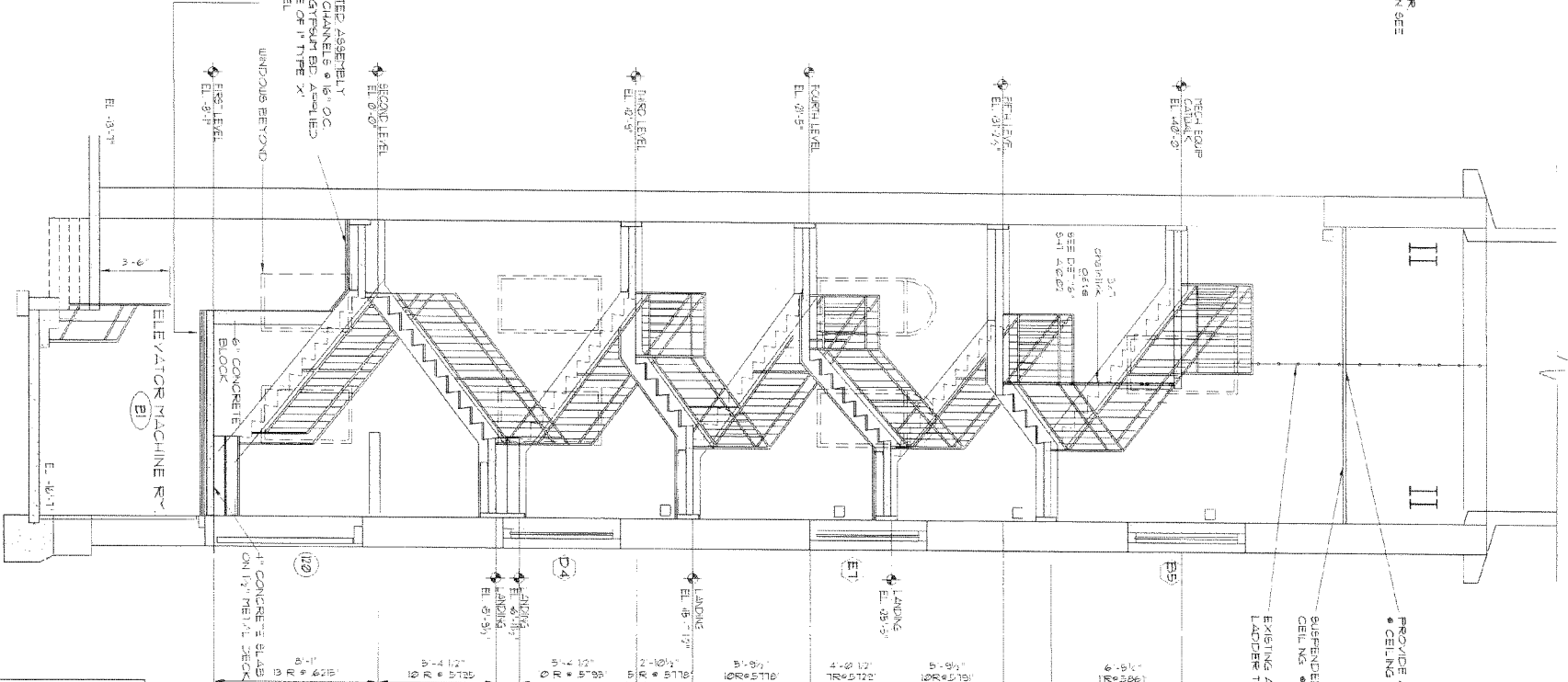
DATE: 4/12/00  
 9/11/00

STAIR # 4 STAIR ELEVATOR

SCALE: 1/4" = 1'-0"  
 SHEET NO.

**LEGEND** (TYPE OF ALL PLANS)

XXX	ROOM NAME	EXISTING TO REMAIN
(1)	RECEIPTS	NEW OR PARTITION
(2)	DOOR WIPERS	NEW OR PARTITION
(3)	WALLWORK	NEW OR PARTITION
(4)	WALLWORK	NEW OR PARTITION
(5)	WALLWORK	NEW OR PARTITION
(6)	WALLWORK	NEW OR PARTITION
(7)	WALLWORK	NEW OR PARTITION
(8)	WALLWORK	NEW OR PARTITION
(9)	WALLWORK	NEW OR PARTITION
(10)	WALLWORK	NEW OR PARTITION
(11)	WALLWORK	NEW OR PARTITION
(12)	WALLWORK	NEW OR PARTITION
(13)	WALLWORK	NEW OR PARTITION
(14)	WALLWORK	NEW OR PARTITION
(15)	WALLWORK	NEW OR PARTITION
(16)	WALLWORK	NEW OR PARTITION
(17)	WALLWORK	NEW OR PARTITION
(18)	WALLWORK	NEW OR PARTITION
(19)	WALLWORK	NEW OR PARTITION
(20)	WALLWORK	NEW OR PARTITION
(21)	WALLWORK	NEW OR PARTITION
(22)	WALLWORK	NEW OR PARTITION
(23)	WALLWORK	NEW OR PARTITION
(24)	WALLWORK	NEW OR PARTITION
(25)	WALLWORK	NEW OR PARTITION
(26)	WALLWORK	NEW OR PARTITION
(27)	WALLWORK	NEW OR PARTITION
(28)	WALLWORK	NEW OR PARTITION
(29)	WALLWORK	NEW OR PARTITION
(30)	WALLWORK	NEW OR PARTITION
(31)	WALLWORK	NEW OR PARTITION
(32)	WALLWORK	NEW OR PARTITION
(33)	WALLWORK	NEW OR PARTITION
(34)	WALLWORK	NEW OR PARTITION
(35)	WALLWORK	NEW OR PARTITION
(36)	WALLWORK	NEW OR PARTITION
(37)	WALLWORK	NEW OR PARTITION
(38)	WALLWORK	NEW OR PARTITION
(39)	WALLWORK	NEW OR PARTITION
(40)	WALLWORK	NEW OR PARTITION
(41)	WALLWORK	NEW OR PARTITION
(42)	WALLWORK	NEW OR PARTITION
(43)	WALLWORK	NEW OR PARTITION
(44)	WALLWORK	NEW OR PARTITION
(45)	WALLWORK	NEW OR PARTITION
(46)	WALLWORK	NEW OR PARTITION
(47)	WALLWORK	NEW OR PARTITION
(48)	WALLWORK	NEW OR PARTITION
(49)	WALLWORK	NEW OR PARTITION
(50)	WALLWORK	NEW OR PARTITION
(51)	WALLWORK	NEW OR PARTITION
(52)	WALLWORK	NEW OR PARTITION
(53)	WALLWORK	NEW OR PARTITION
(54)	WALLWORK	NEW OR PARTITION
(55)	WALLWORK	NEW OR PARTITION
(56)	WALLWORK	NEW OR PARTITION
(57)	WALLWORK	NEW OR PARTITION
(58)	WALLWORK	NEW OR PARTITION
(59)	WALLWORK	NEW OR PARTITION
(60)	WALLWORK	NEW OR PARTITION
(61)	WALLWORK	NEW OR PARTITION
(62)	WALLWORK	NEW OR PARTITION
(63)	WALLWORK	NEW OR PARTITION
(64)	WALLWORK	NEW OR PARTITION
(65)	WALLWORK	NEW OR PARTITION
(66)	WALLWORK	NEW OR PARTITION
(67)	WALLWORK	NEW OR PARTITION
(68)	WALLWORK	NEW OR PARTITION
(69)	WALLWORK	NEW OR PARTITION
(70)	WALLWORK	NEW OR PARTITION
(71)	WALLWORK	NEW OR PARTITION
(72)	WALLWORK	NEW OR PARTITION
(73)	WALLWORK	NEW OR PARTITION
(74)	WALLWORK	NEW OR PARTITION
(75)	WALLWORK	NEW OR PARTITION
(76)	WALLWORK	NEW OR PARTITION
(77)	WALLWORK	NEW OR PARTITION
(78)	WALLWORK	NEW OR PARTITION
(79)	WALLWORK	NEW OR PARTITION
(80)	WALLWORK	NEW OR PARTITION
(81)	WALLWORK	NEW OR PARTITION
(82)	WALLWORK	NEW OR PARTITION
(83)	WALLWORK	NEW OR PARTITION
(84)	WALLWORK	NEW OR PARTITION
(85)	WALLWORK	NEW OR PARTITION
(86)	WALLWORK	NEW OR PARTITION
(87)	WALLWORK	NEW OR PARTITION
(88)	WALLWORK	NEW OR PARTITION
(89)	WALLWORK	NEW OR PARTITION
(90)	WALLWORK	NEW OR PARTITION
(91)	WALLWORK	NEW OR PARTITION
(92)	WALLWORK	NEW OR PARTITION
(93)	WALLWORK	NEW OR PARTITION
(94)	WALLWORK	NEW OR PARTITION
(95)	WALLWORK	NEW OR PARTITION
(96)	WALLWORK	NEW OR PARTITION
(97)	WALLWORK	NEW OR PARTITION
(98)	WALLWORK	NEW OR PARTITION
(99)	WALLWORK	NEW OR PARTITION
(100)	WALLWORK	NEW OR PARTITION

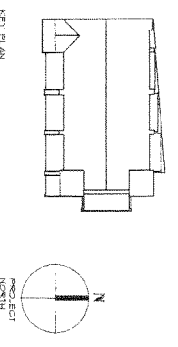


**1 SECTION @ STAIR #2**  
 1/4" = 1'-0"

NOTE: ALL FIRING CHANNELS AND GYPSUM BOARD TO THE UNDERSIDE OF ALL STAIR LANDINGS AND RUNS

**2 SECTION @ STAIR #1**  
 1/4" = 1'-0"

NOTE: ALL FIRING CHANNE & AND GYPSUM BOARD TO THE UNDERSIDE OF STAIR LANDINGS AND RUNS UP TO THE 2ND LEVEL ONLY



KEY PLAN



NO.	DATE	DESCRIPTION
1	5/1/00	ISSUE
2	5/1/00	REVIEW
3	5/1/00	ISSUE

**CONSULTANTS**  
**MHA**  
 Michael Ho & Associates  
 Consulting Engineers  
 1878 Midway Avenue  
 Suite 200  
 Chicago, IL 60614  
 (312) 344-1100  
 www.mha.com

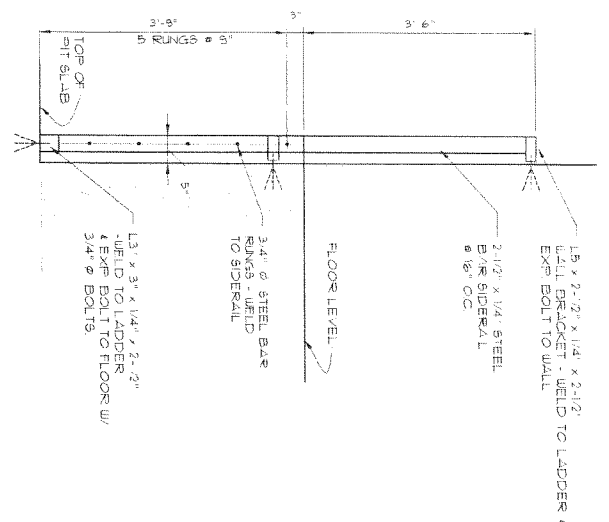
**GENERAL DR & DESIGN**  
 CONSULTING ENGINEERS  
 1500 N. Dearborn Street  
 Suite 200  
 Chicago, IL 60610  
 (312) 344-1100  
 www.gdr.com

**EDWARD S. AND ASSOCIATES ARCHITECTS**  
 1500 N. Dearborn Street  
 Suite 200  
 Chicago, IL 60610  
 (312) 344-1100  
 www.esa.com

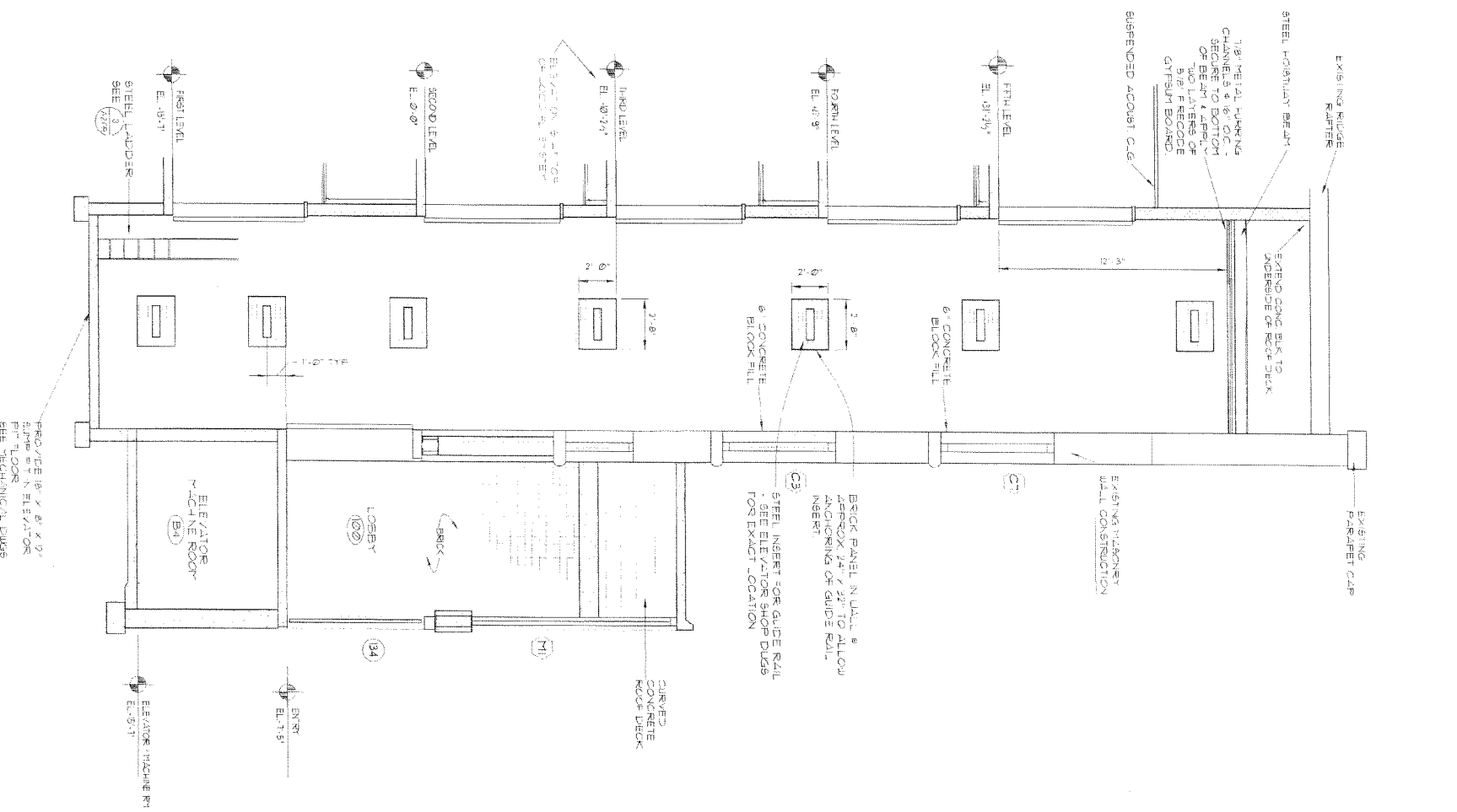
**000 SOUTH BURNHAM**  
 CHICAGO, CONNECTICUT  
 csa@esarch.com

**DATE**  
 4/2/2000  
**DATE**  
 9/1/2000

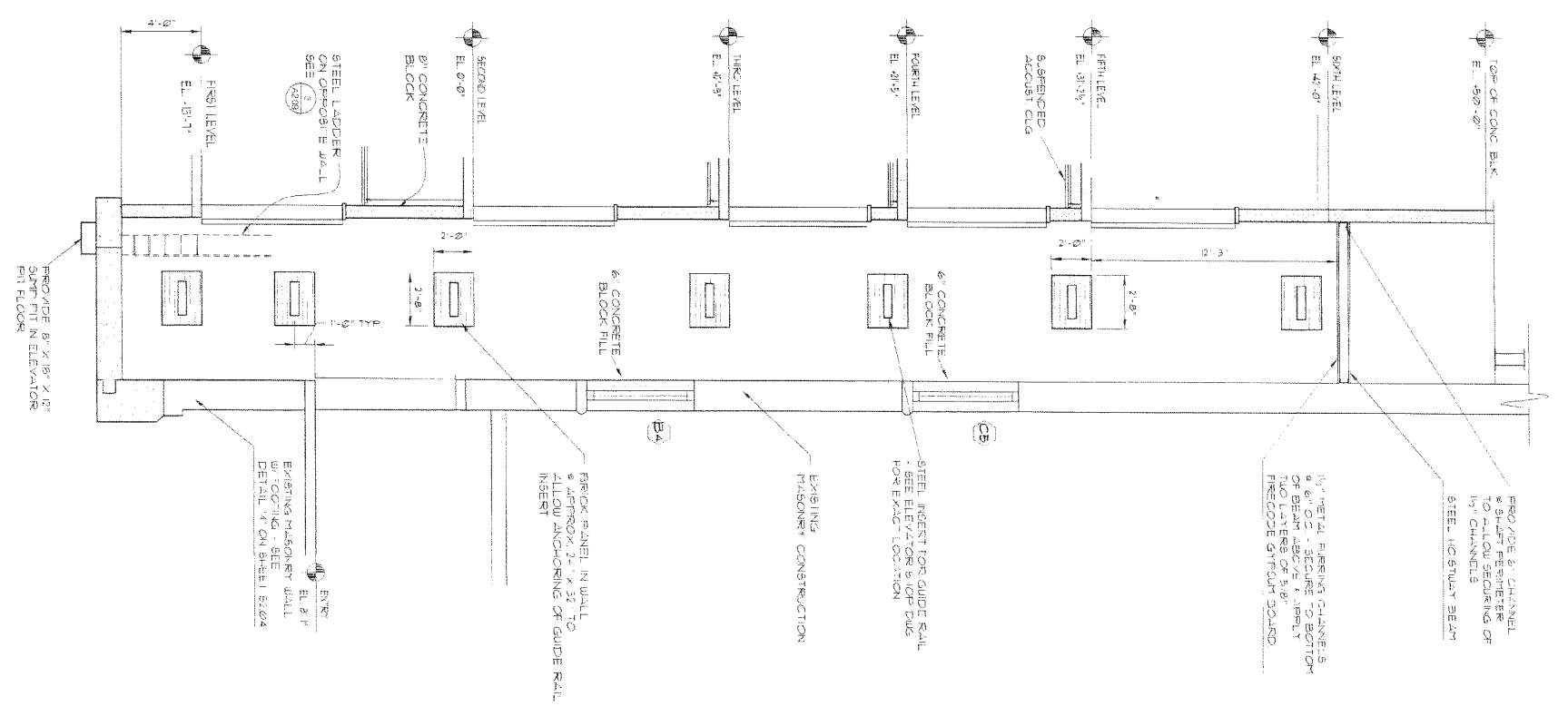
**ELEVATORS - SECTIO**  
 AS NOTED



**3 LADDER @ ELEVATOR PIT**  
 1/4" = 1'-0"



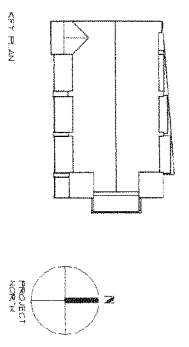
**2 SECTION / ELEVATOR # 2**  
 1/4" = 1'-0"



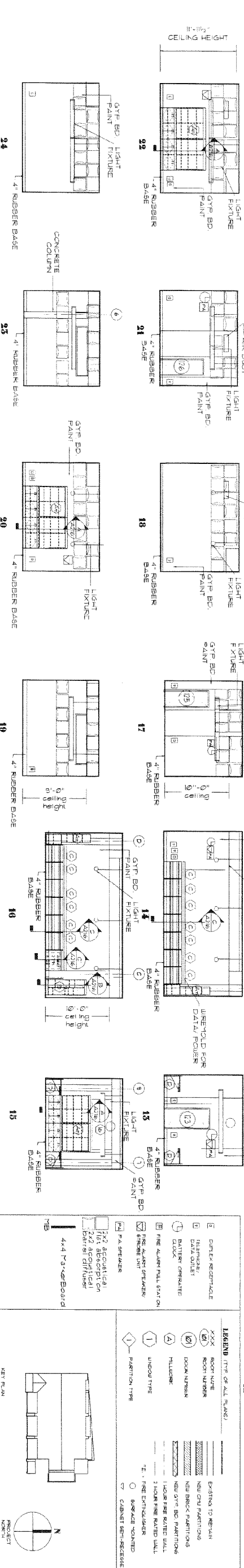
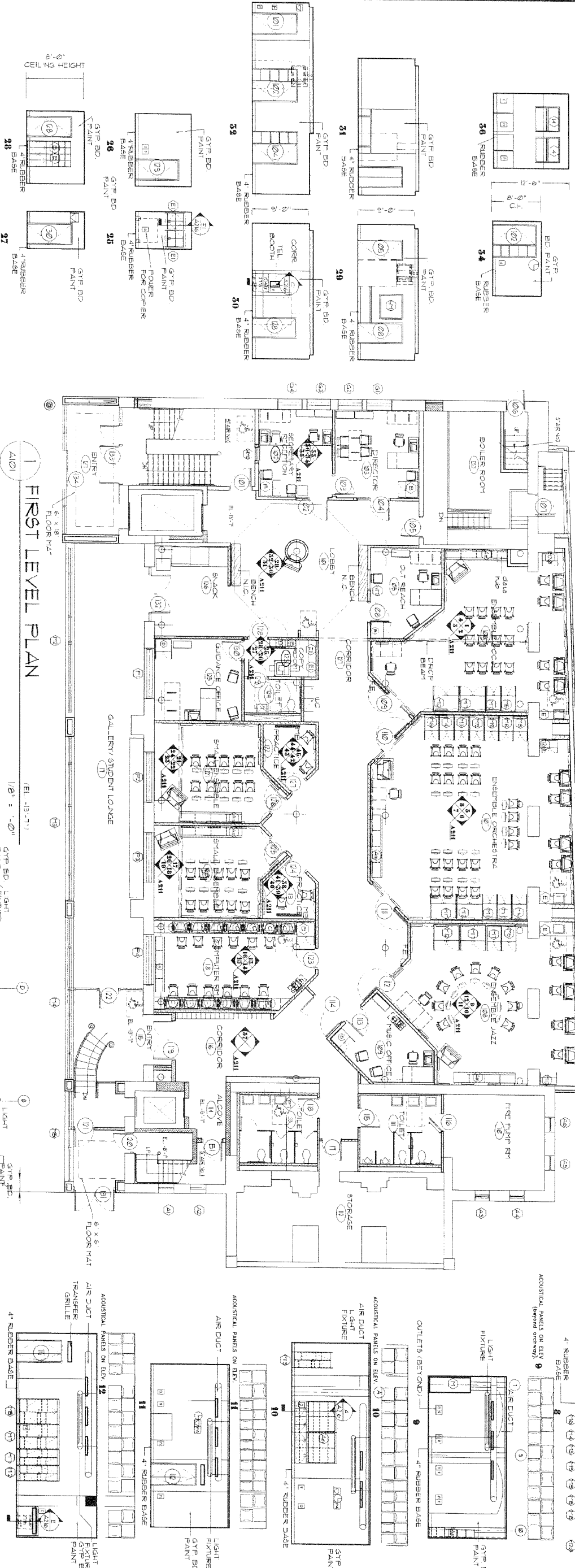
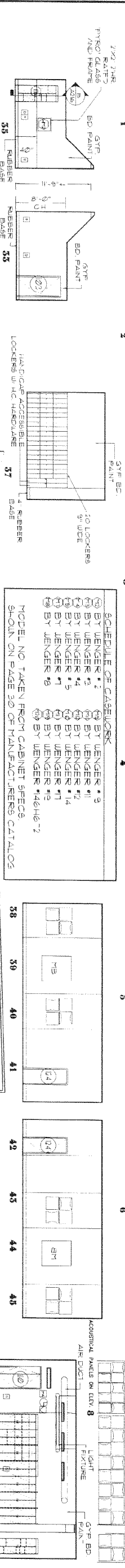
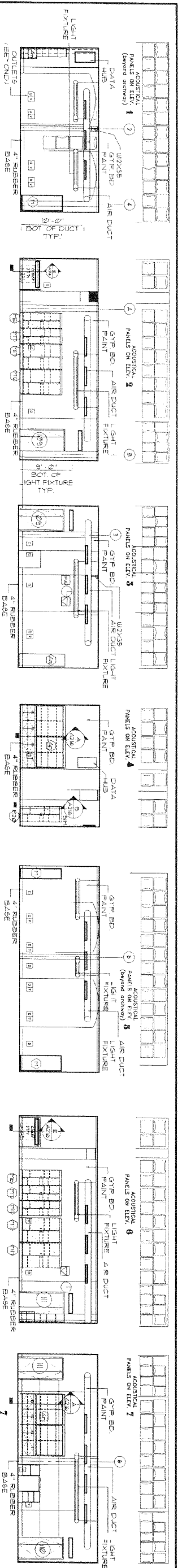
**1 SECTION / ELEVATOR # 1**  
 1/4" = 1'-0"

**LEGEND** (TYPE OR ALL PLUMB)

XXX	NOTATION	EXISTING TO REMAIN
(S)	DOOR PARTITION	NEW DOOR PARTITION
(B)	DOOR PARTITION	EXISTING DOOR PARTITION
(A)	WALLWORK	NEW WALLWORK
(1)	WINDOW TYPE	EXISTING WINDOW
(2)	WINDOW TYPE	NEW WINDOW
(3)	WINDOW TYPE	EXISTING WINDOW
(4)	WINDOW TYPE	NEW WINDOW
(5)	WINDOW TYPE	EXISTING WINDOW
(6)	WINDOW TYPE	NEW WINDOW







**FIRST LEVEL PLAN**

**LEGEND (TYPE OF ALL PLANS)**

- XXX ROOM NAME
- 000 ROOM NUMBER
- 000 DOOR NUMBER
- 000 WINDOW NUMBER
- 000 PARTITION TYPE
- 000 LIGHT
- 000 AIR DUCT
- 000 TRANSFER GRILLE
- 000 ADDITIONAL PANELS ON ELEV.
- 000 AIR DUCT
- 000 LIGHT FIXTURE
- 000 GYP. BD. PAINT
- 000 4" RUBBER BASE

**LEGEND (TYPE OF ALL PLANS)**

- EXISTING TO REMAIN
- NEW GYP. BOARD PARTITIONS
- NEW BRICK PARTITIONS
- NEW GYP. BOARD PARTITIONS
- 1 HOUR FIRE RATED WALL
- 1 HOUR FIRE RATED WALL
- TE. FIRE ENVELOPE
- RY. CABINET WORK
- RY. CABINET WORK

**FIRST LEVEL CASEWORK LAYOUT AND INTERIOR ELEVATION**

DATE: 4/12/2000  
 9/12/2000

SCALE: 1/8" = 1'-0"

SHEET NO. 21

**aces eca**  
 EDUCATION CENTER FOR THE ARTS

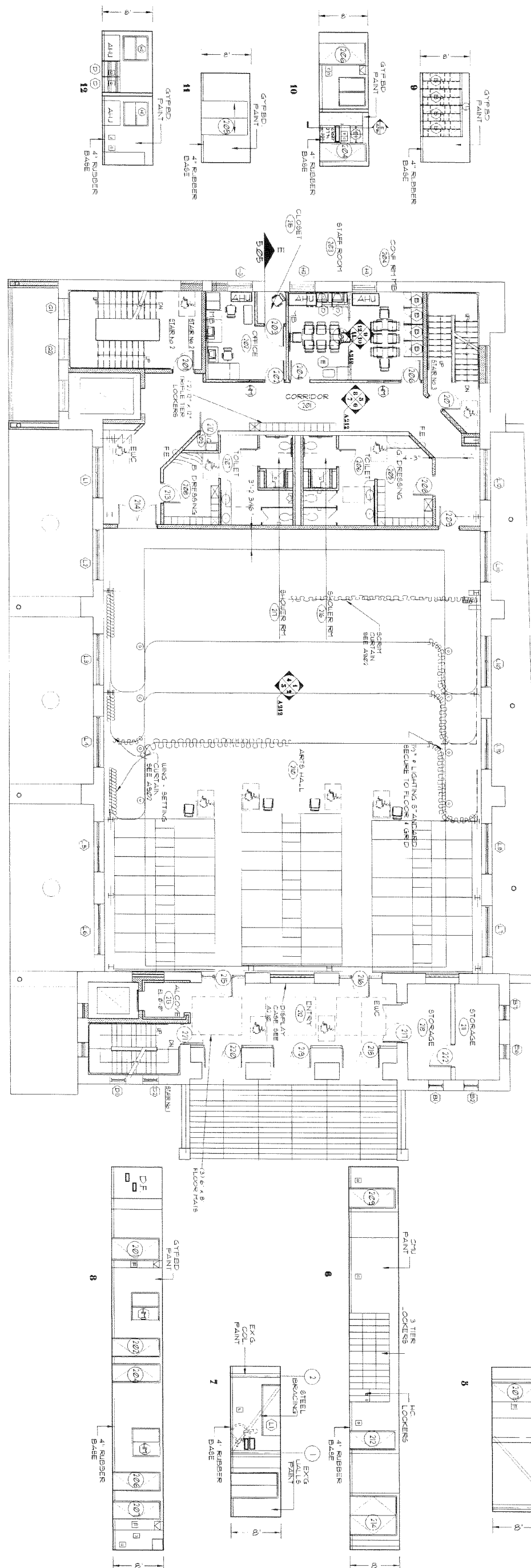
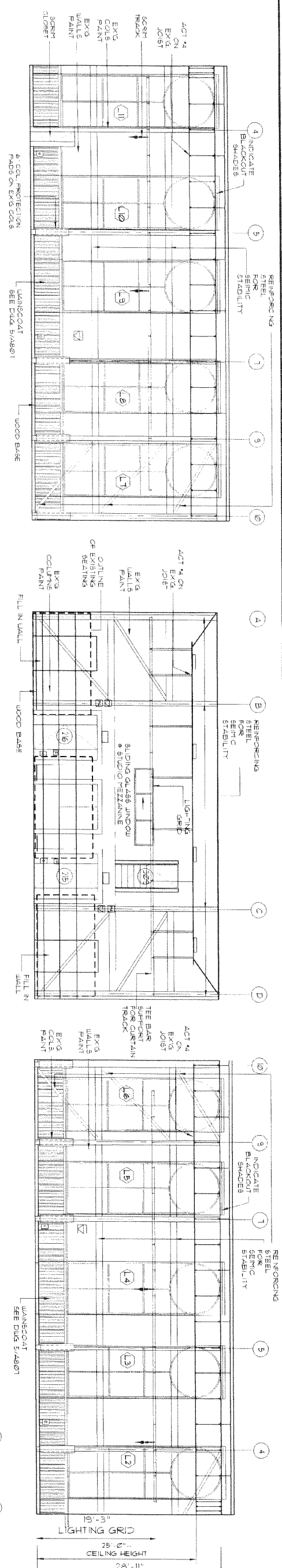
**EDWARD SAUNDERS AND ASSOCIATES ARCHITECTS**

**Michael Hor & Associates**  
 Consulting Engineers

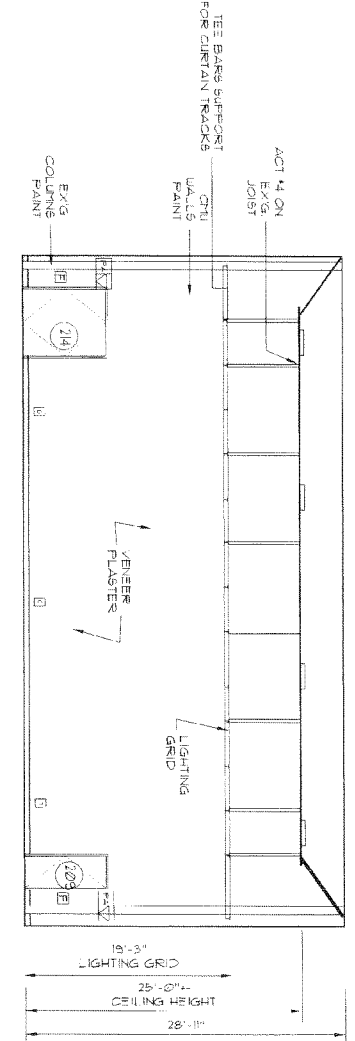
**GENERAL DEPARTMENT OF DESIGN, INC.**  
 CONSULTING ENGINEERS

**ISSUES & REVISIONS**

NO.	DATE	DESCRIPTION
1	5-8-00	REVIEW
2	9/1/00	ISSUE FOR



1 SECOND LEVEL PLAN  
 1/8" = 1'-0"



**LEGEND** (TYPE OF ALL PLANS)

□	OFFICE RECEPTION	○	EXISTING TO REMAIN
□	TRAP/TOILET	○	NEW CURT PARTITIONS
□	DATA CLOSET	○	NEW BRICK PARTITION
□	BATTERY OPERATED CLOCK	○	NEW GYP PARTITIONING
□	FIRE ALARM FULL STATION	○	1 HOUR FIRE RATED WALL
□	FIRE ALARM OPERATED CLOCK	○	1 HOUR FIRE RATED WALL
□	PA SPEAKER	○	SMALL MOUNTED
□	4x4 MATCHBOARD	○	CABINET REINFORCED

ISSUES & REVISIONS

NO.	DATE	DESCRIPTION
1	5/8/00	REVIEW B
2	5/1/00	ISSUE FOR

CONSULTANTS  
**MHA**  
 Michael Horton & Associates  
 Consulting Engineers  
 1178 Wilshire Avenue  
 Westwood, CA 90024  
 (310) 206-0000  
 www.michaelhorton.com

GENERAL CONTRACTOR  
**EDWARD SAAL AND ASSOCIATES ARCHITECTS**  
 600 SOUTH DEBORAH STREET  
 CHERMOK, CALIFORNIA 90708  
 (310) 206-0000

PROJECT NAME  
**aces eca**  
 EDUCATION CENTER FOR THE ARTS  
 CODE COMPLIANCE RENOVATION  
 CONTRACT DOCUMENTS  
 CADDERS: DISTRICT

DATE  
 4/12/2000  
 9/12/2000

SCALE  
 1/8" = 1'-0"

SECOND LEVEL CASEWORK LAYOUT AND INTERIOR ELEVATIONS

ISSUES & REVISIONS

NO.	DATE	REVISION	BY
1	9/1/2000	ISSUE 1	SA/1000
2			
3			
4			
5			

CONSULTANTS  
**Michael Ho & Associates**  
 Consulting Engineer  
 1031, 28th Street, Suite 200  
 San Francisco, CA 94114  
 Phone (415) 588-6118 Fax (415) 588-6119  
 E-mail: mho@mhassoc.com

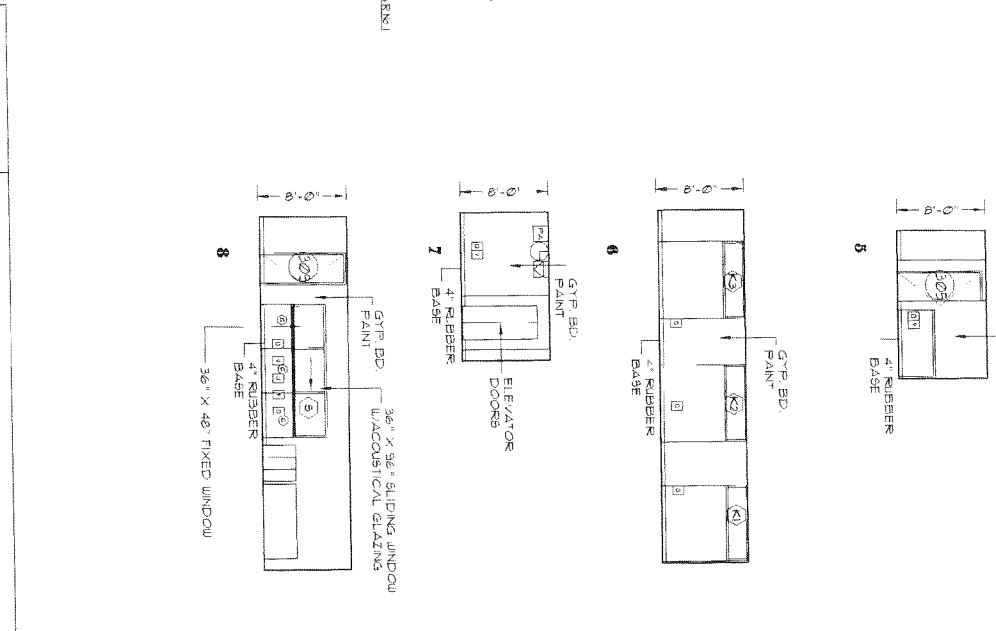
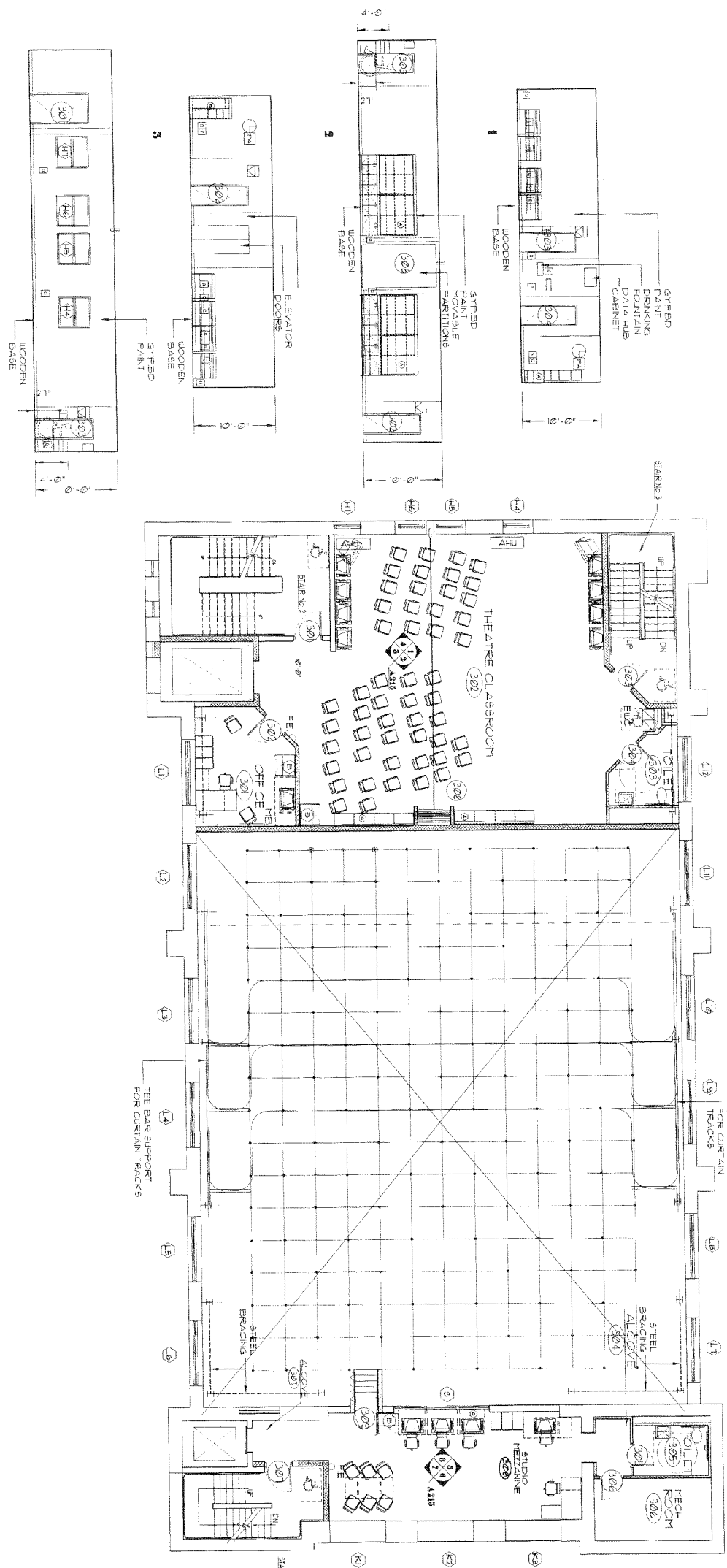
GENERAL DESIGN & DESIGN, CONSULTING ENGINEER  
 PROJECT NO. 000-000000-000000-000000  
 DATE: 9/1/2000

EDWARDS AND ASSOCIATES ARCHITECTS  
 000 SOUTH BERRY AVENUE  
 CLEVELAND, OHIO 44115  
 PHONE (216) 461-1111 FAX (216) 461-1112  
 WWW.EDWARDSARCHITECTS.COM

aces eca  
 PROJECT NAME: THIRD LEVEL PLAN  
 DATE: 4/12/2000  
 SHEET NO. 9/1/2000

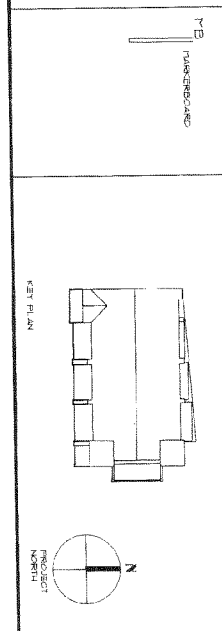
THIRD LEVEL CASEWORK LAYOUT AND INTERIOR ELEVATIONS  
 SCALE: 1/8" = 1'-0"

1 THIRD LEVEL PLAN  
 (E.L. +01.00')  
 1/8" = 1'-0"



LEGEND (NOT OF ALL ROOMS)

XXX	ROOM NUMBER	EXISTING TO REMAIN
---	NEW CURTAIN PARTITIONS	NEW CURTAIN PARTITIONS
---	NEW GYM BO. PARTITIONS	NEW GYM BO. PARTITIONS
---	1 HOUR FIRE RATED WALL	1 HOUR FIRE RATED WALL
---	FE - FIRE BRICK/INSULATION	FE - FIRE BRICK/INSULATION
---	CABINET SEMI-RECESSED	CABINET SEMI-RECESSED

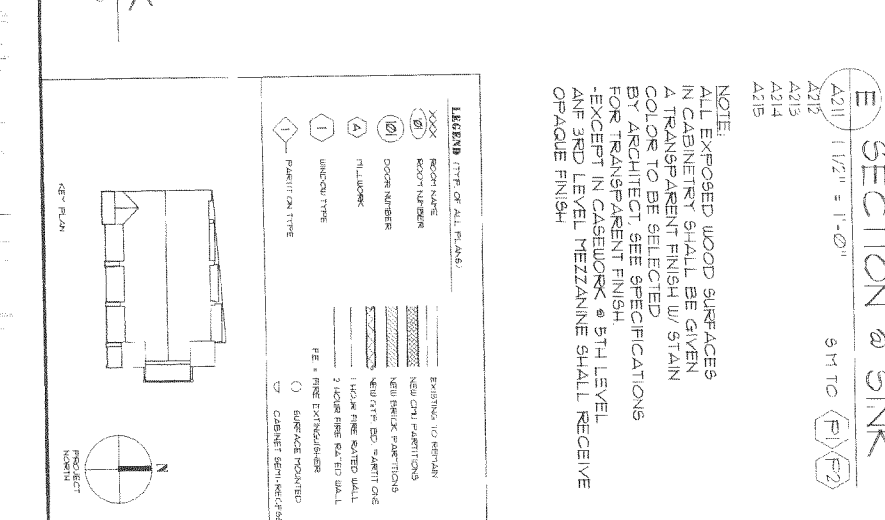
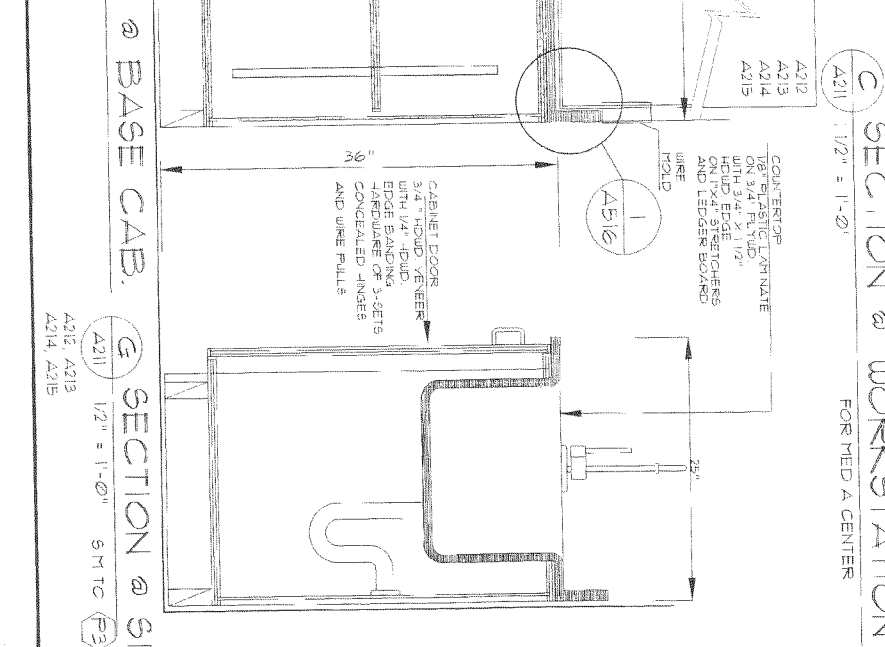
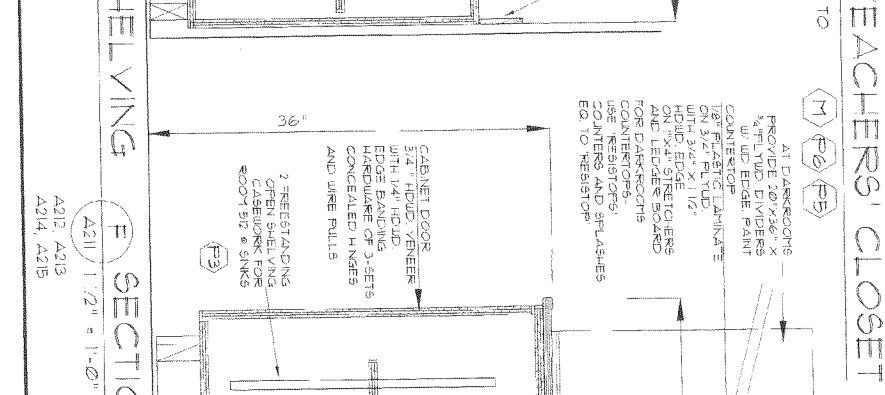
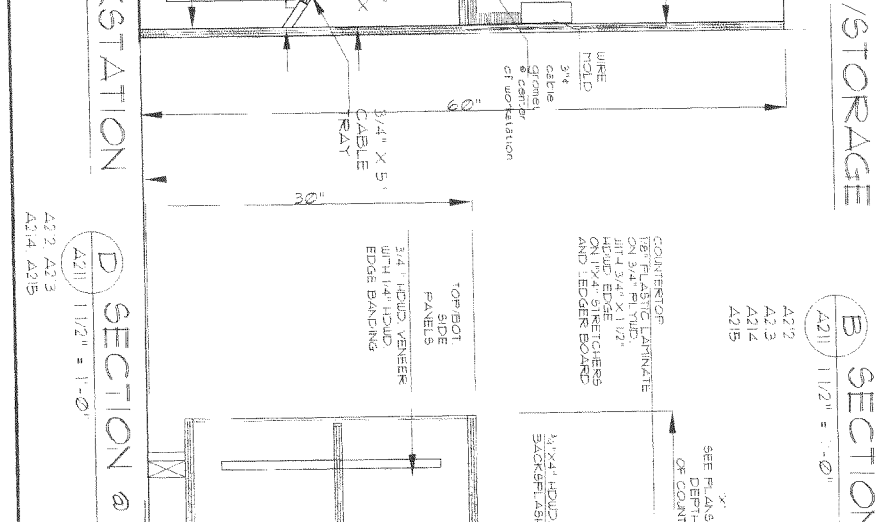
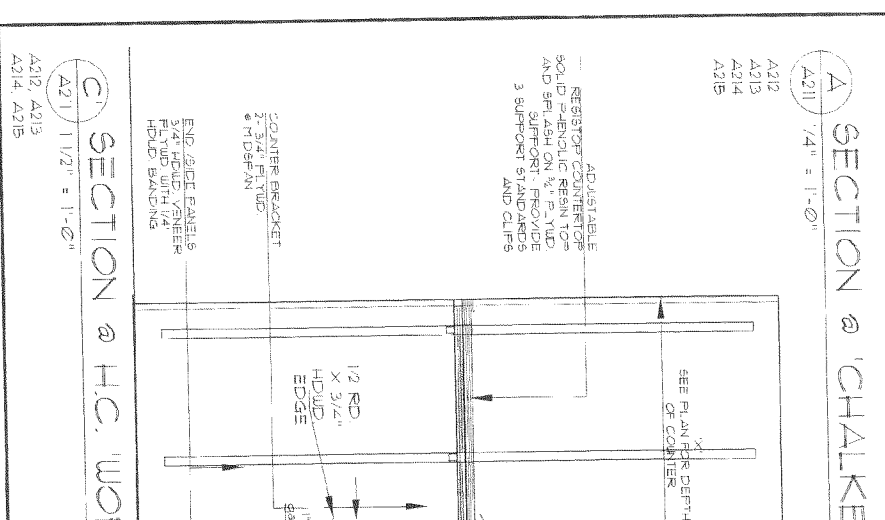
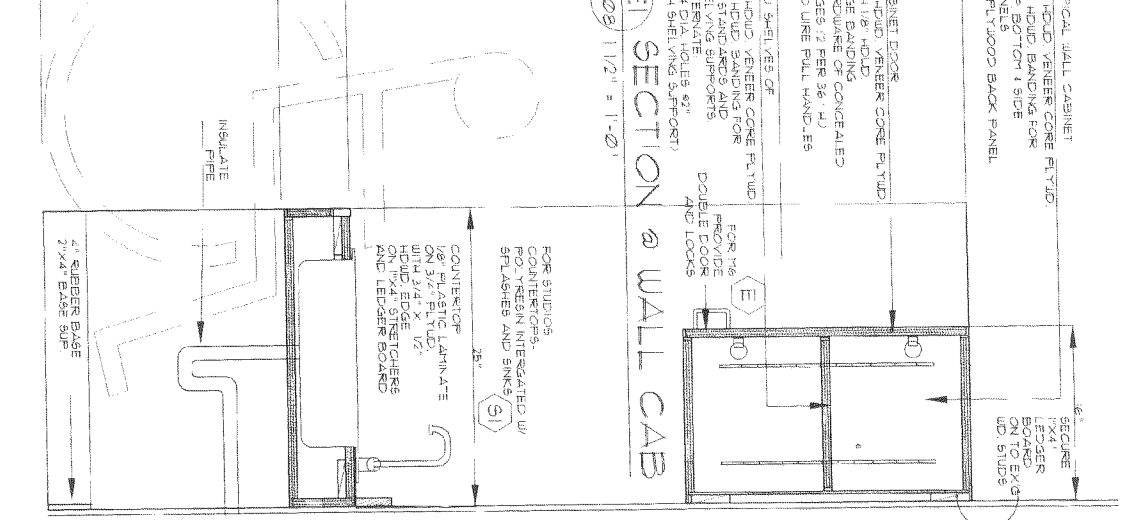
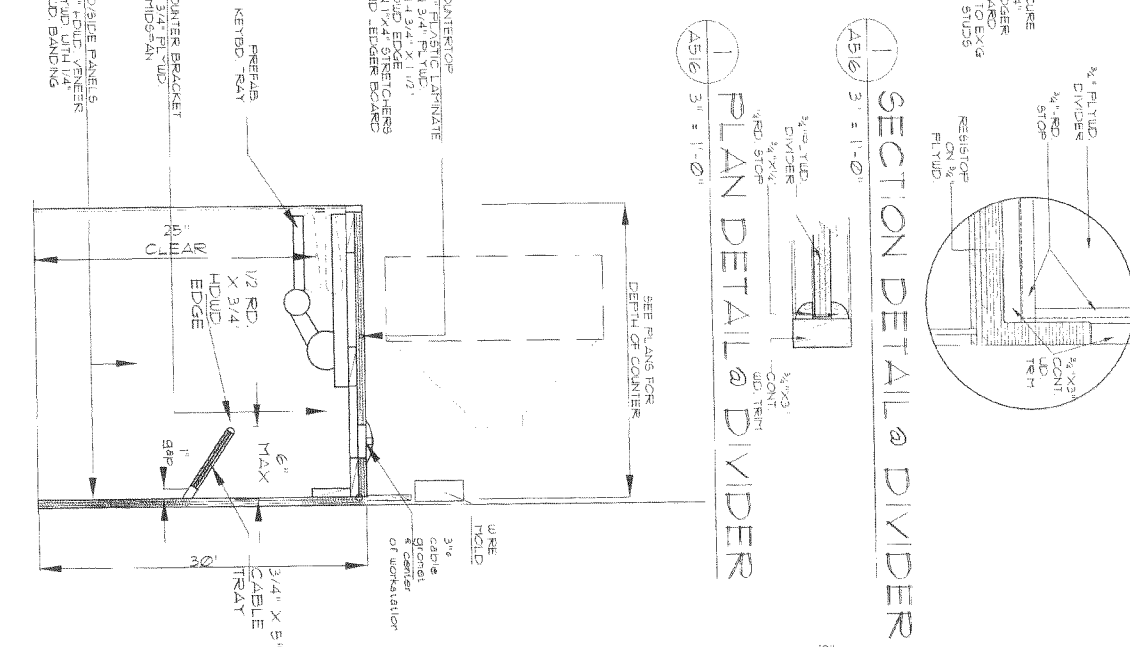
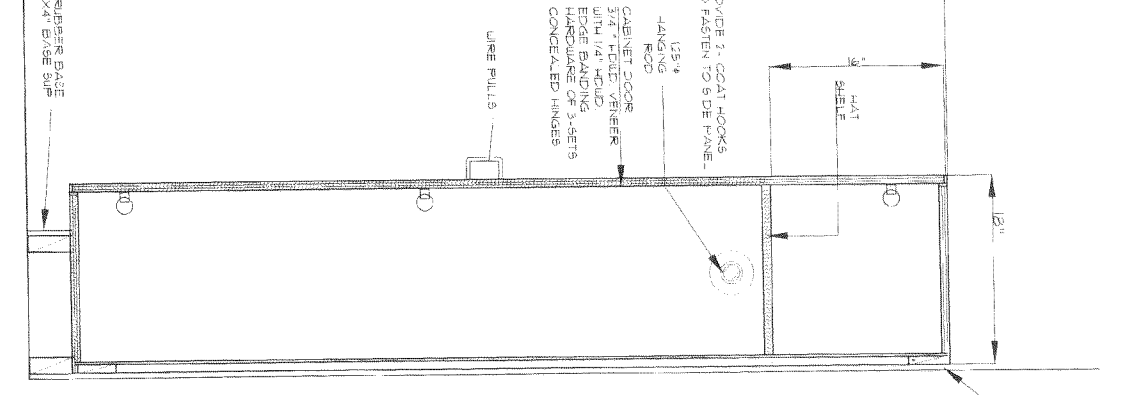
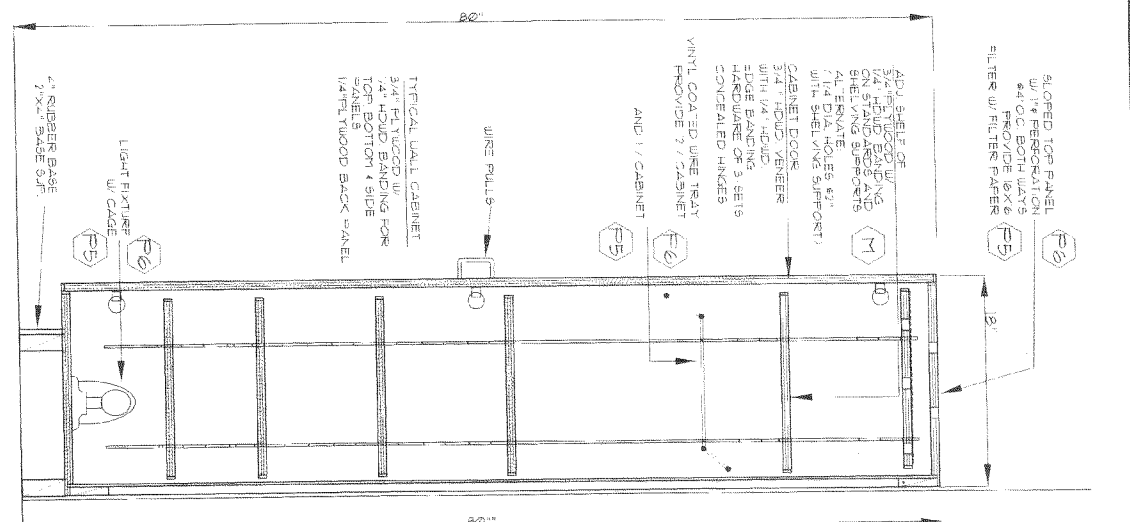
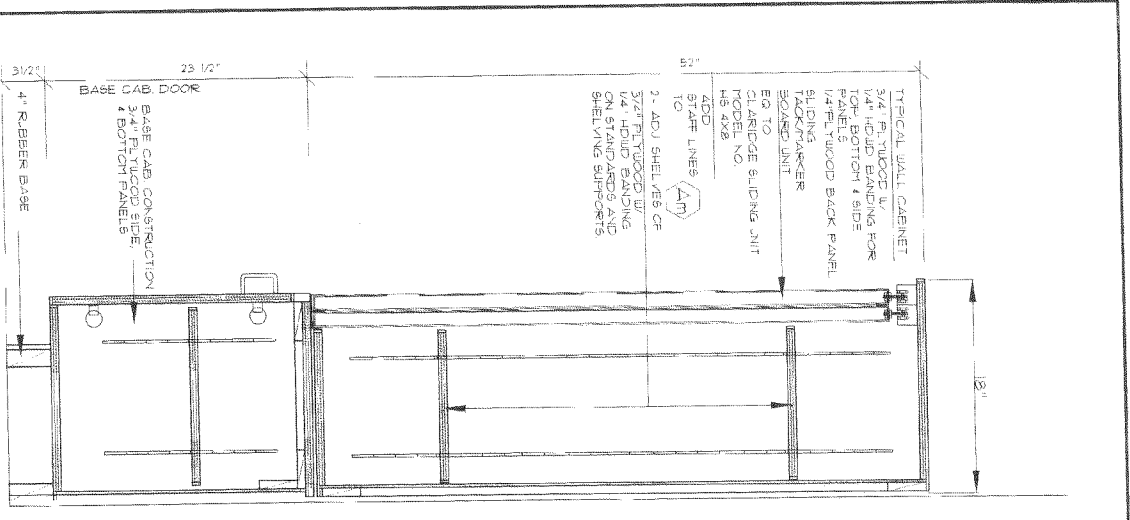












**ISSUES AND REVISIONS**

NO.	DATE	DESCRIPTION
1	3-8-00	REVISION
2	12-00	REVISION
3	3/02	ISSUE FOR

**CONSULTANTS**

**Michael Hoi & Associates**  
 Consulting Engineers  
 1901 West 42nd St.  
 Suite 200  
 Chicago, IL 60649  
 (312) 296-7155 (312) 296-7156  
 Fax: (312) 296-7157

**GENERAL DRA & DESIGN**  
 CONSULTING FIRM  
 1000 N. Dearborn St.  
 Suite 200  
 Chicago, IL 60610  
 (312) 296-7155 (312) 296-7156  
 Fax: (312) 296-7157

**EDWARD S. AND ASSOCIATES ARCHITECTS**  
 605 SOUTH MARSH  
 CHICAGO, ILLINOIS 60605  
 (312) 296-7155 (312) 296-7156  
 Fax: (312) 296-7157

**PROJECT NAME**  
**Casey**

**DATE**  
 4/12/00  
 3/12/00

**SCALE**  
 AS NOTED

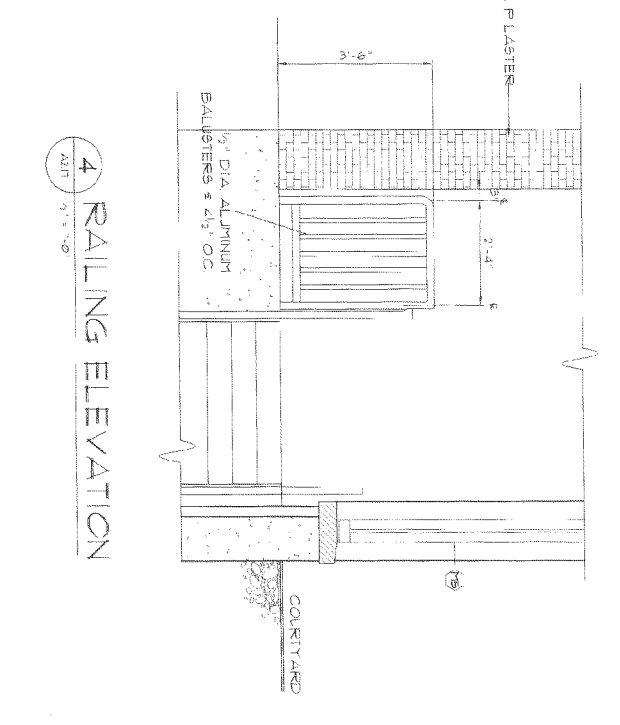
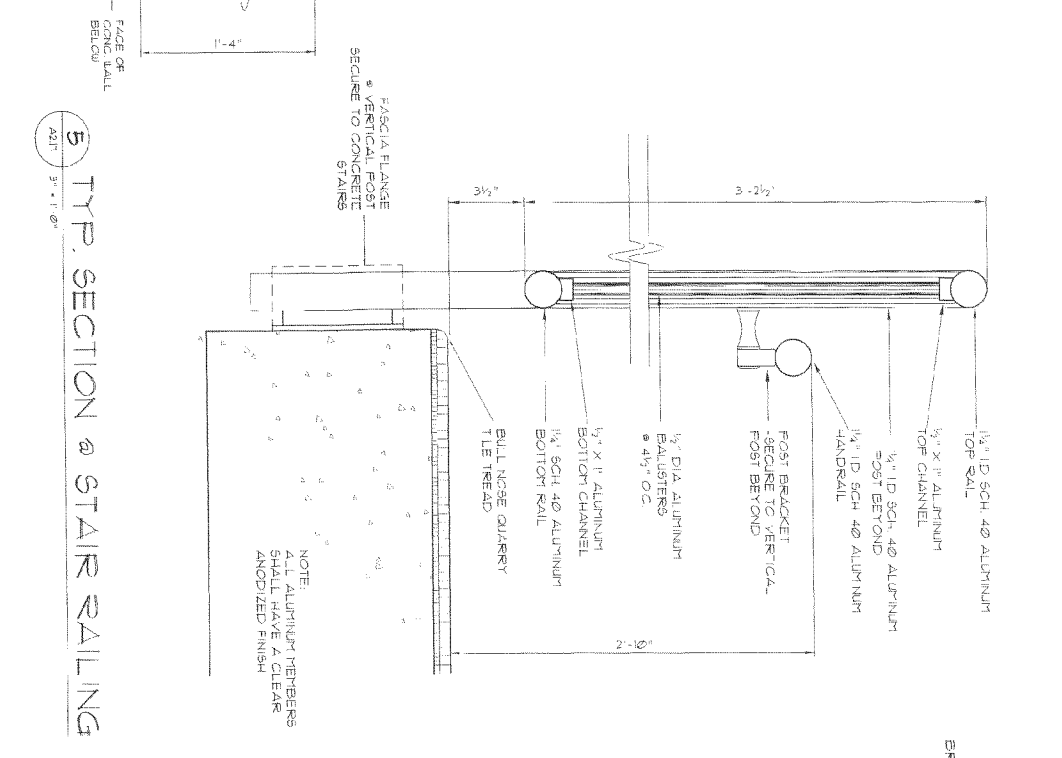
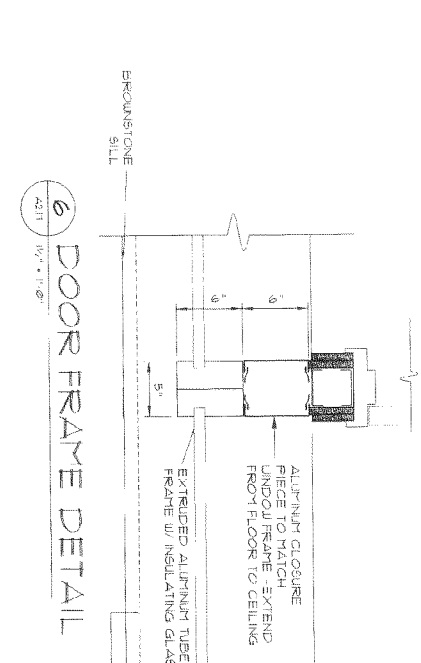
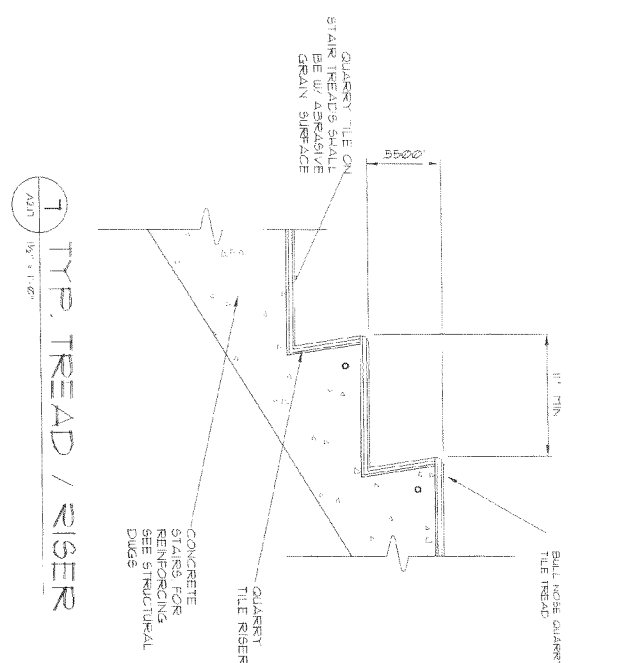
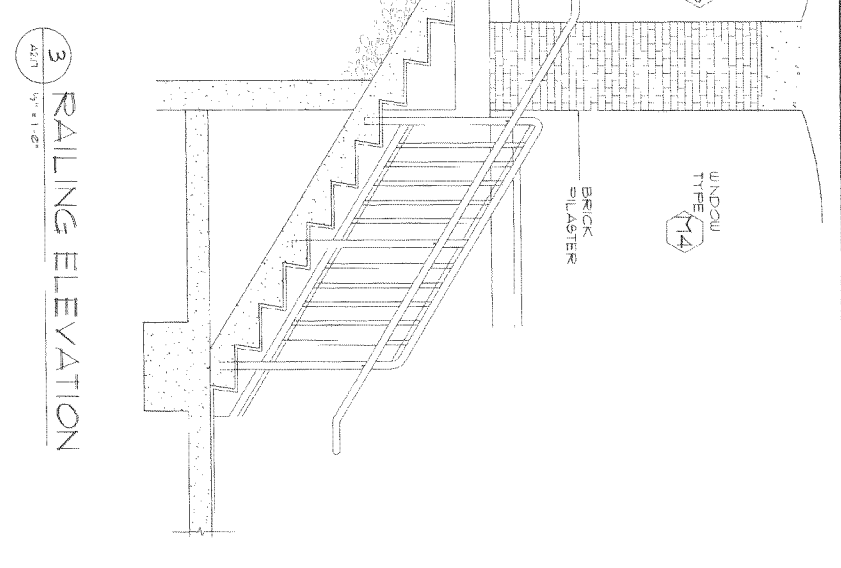
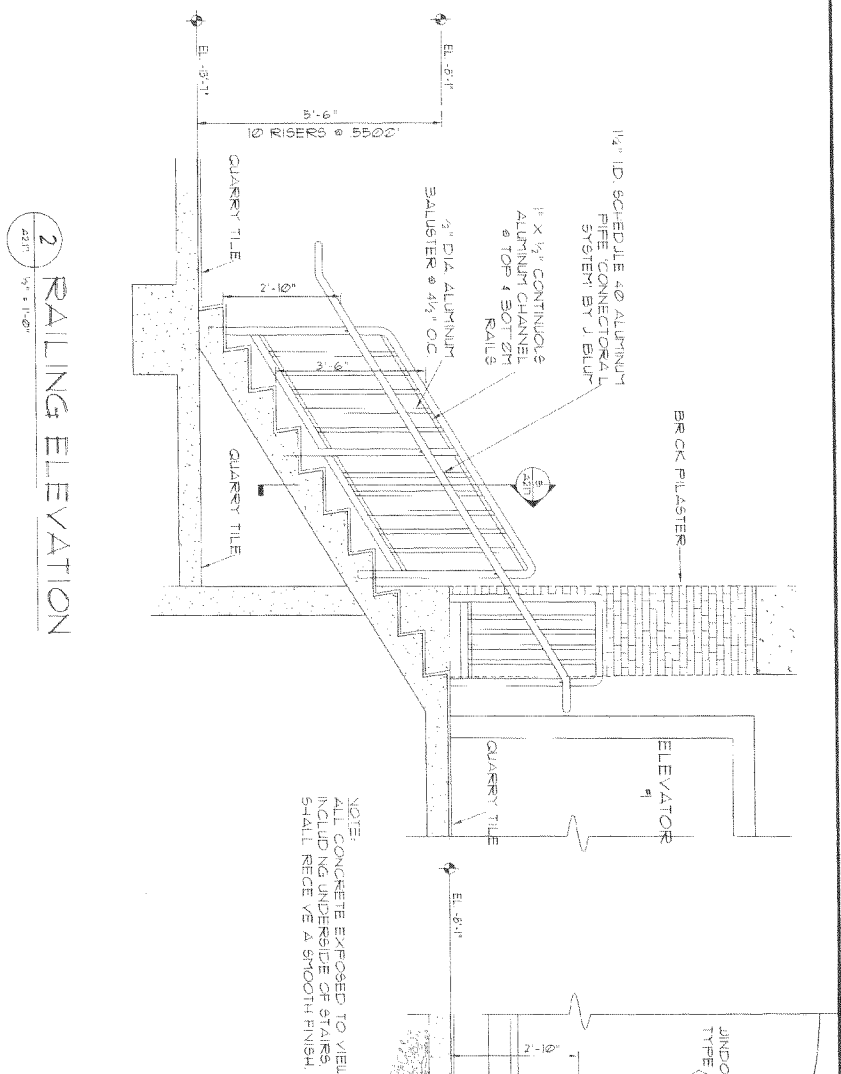
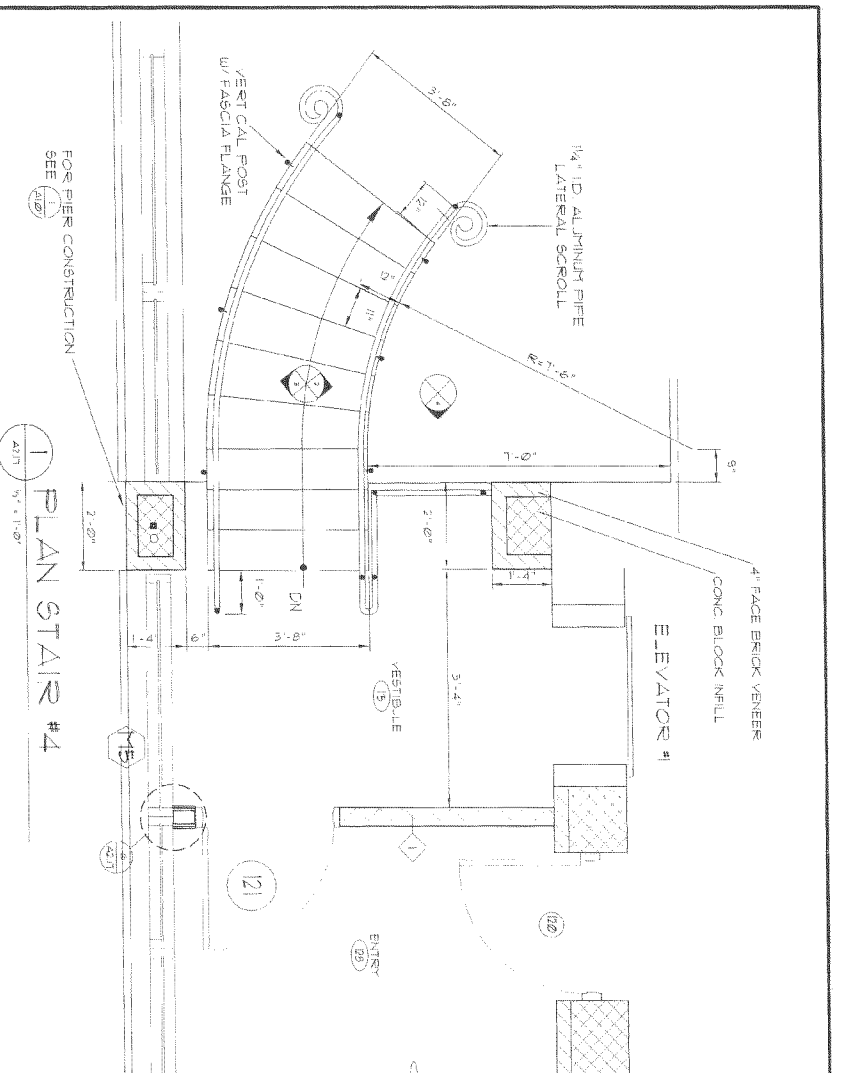
**PROJECT NO.**  
 03

**SHEET NO.**  
 03

**LEGEND**

SYMBOL	DESCRIPTION
XXX	ROOM NAME
XXXX	ROOM NUMBER
①	DOOR NUMBER
②	WINDOW NUMBER
③	WALL NUMBER
④	CEILING NUMBER
⑤	FLOOR NUMBER
⑥	STAIR NUMBER
⑦	ELEVATION NUMBER
⑧	SECTION NUMBER
⑨	SECTION CUT
⑩	SECTION CUT
⑪	SECTION CUT
⑫	SECTION CUT
⑬	SECTION CUT
⑭	SECTION CUT
⑮	SECTION CUT
⑯	SECTION CUT
⑰	SECTION CUT
⑱	SECTION CUT
⑲	SECTION CUT
⑳	SECTION CUT
㉑	SECTION CUT
㉒	SECTION CUT
㉓	SECTION CUT
㉔	SECTION CUT
㉕	SECTION CUT
㉖	SECTION CUT
㉗	SECTION CUT
㉘	SECTION CUT
㉙	SECTION CUT
㉚	SECTION CUT
㉛	SECTION CUT
㉜	SECTION CUT
㉝	SECTION CUT
㉞	SECTION CUT
㉟	SECTION CUT
㊱	SECTION CUT
㊲	SECTION CUT
㊳	SECTION CUT
㊴	SECTION CUT
㊵	SECTION CUT
㊶	SECTION CUT
㊷	SECTION CUT
㊸	SECTION CUT
㊹	SECTION CUT
㊺	SECTION CUT
㊻	SECTION CUT
㊼	SECTION CUT
㊽	SECTION CUT
㊾	SECTION CUT
㊿	SECTION CUT

**NOTE:**  
 ALL EXPOSED WOOD SURFACES IN CABINETS SHALL BE GIVEN A TRANSPARENT FINISH WITH STAIN COLOR TO BE SELECTED BY ARCHITECT. SEE SPECIFICATIONS FOR TRANSPARENT FINISH - EXCEPT IN CASEWORK @ 5TH LEVEL AND 3RD LEVEL MEZZANINE SHALL RECEIVE OPAQUE FINISH.



SYMBOL	DESCRIPTION
(X)	EXISTING TO REMAIN
(O)	NEW WORK
(D)	DOOR PARTITION
(W)	WALL
(L)	LOADING DOCK
(S)	STAIR
(E)	ELEVATOR
(V)	VESTIBULE
(P)	PIER
(C)	COURTYARD

NO.	DATE	REVISION
5/8/00		REVIEW
7/21/00		REVISED
3/1/00		ISSUE

**CONSULTANTS**  
**MHA**  
**Michael Hori & Associa**  
 Consulting Engineers  
 900 West 10th Street  
 Denver, CO 80202  
 (303) 266-7761  
 www.mha.com

**GENERAL BIA**  
**GENERAL ENGINEERING AND ARCHITECTURE**  
 1000 17th Street  
 Denver, CO 80202  
 (303) 733-1111  
 www.gea.com

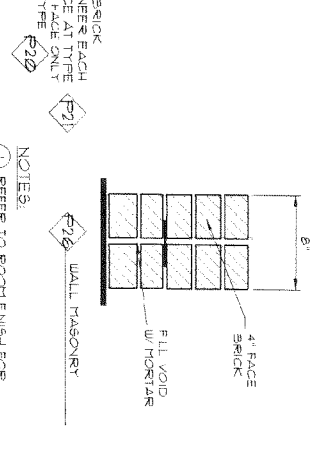
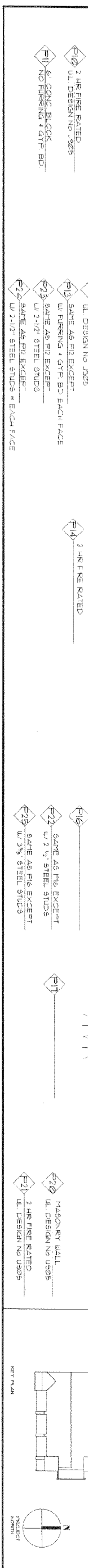
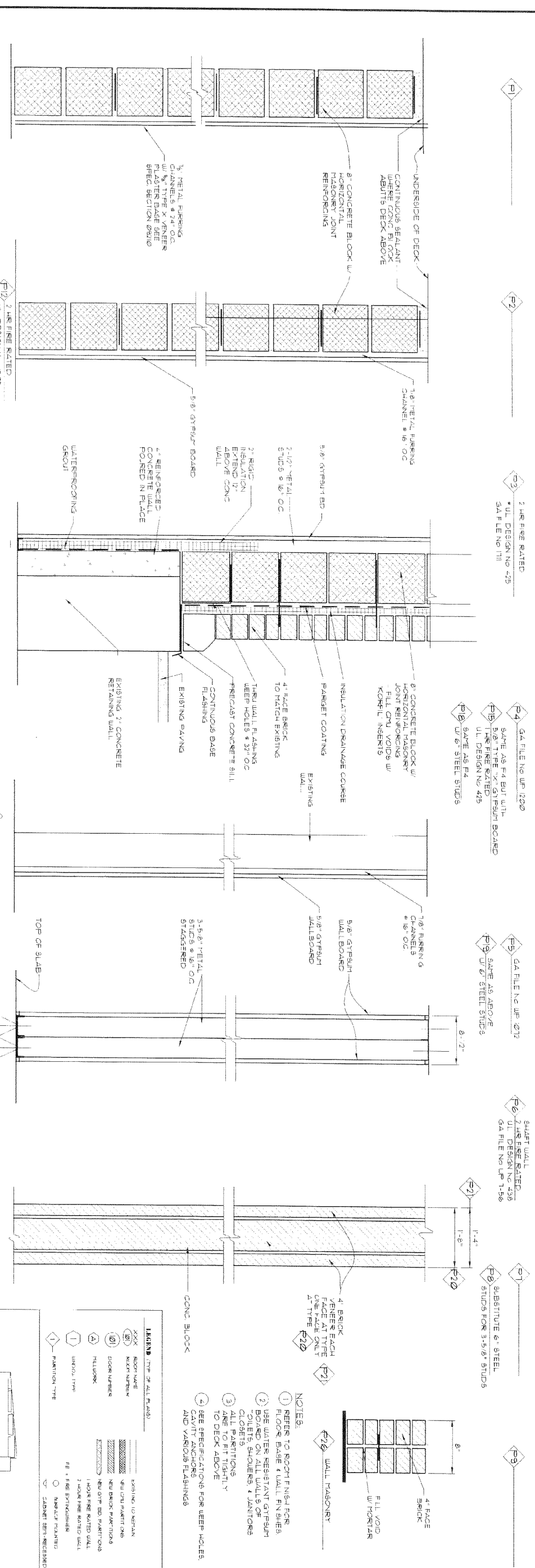
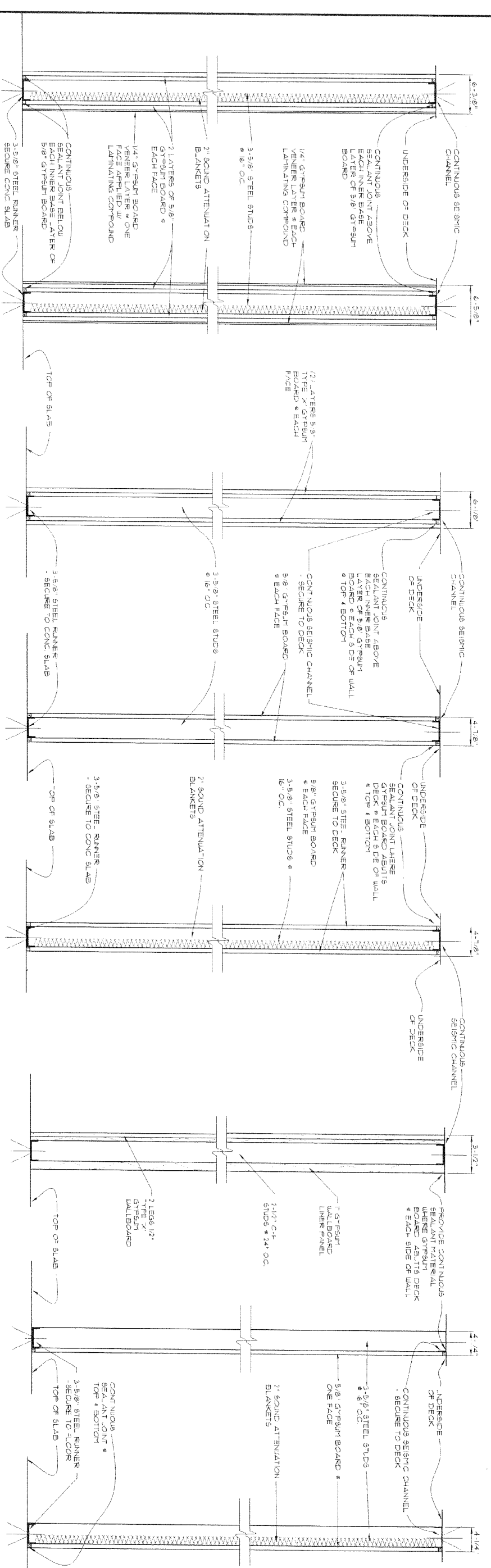
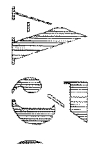
**EDWARD SA AND ASSOCIATES ARCHITECT**

000 SOUTH DEXTER AVENUE  
 CRESTVIEW, COLORADO 80011  
 (303) 440-1111

**aces eca**  
 EDUCATION CENTER FOR THE ARTS

DATE: 5/23/00  
 SCALE: 3/16"=1'-0"  
 PARTIAL TYPES

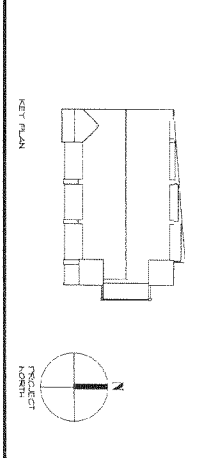
SCALE: N.T.S.  
 SECTION



- NOTES:**
- 1 REFER TO ROOM FINISH FOR FLOOR BASE & WALL FINISHES
  - 2 USE WATER RESISTANT GYPSUM BOARD ON ALL WALLS OF CLOSETS, SHOWERS, & JANITORS
  - 3 ALL PARTITIONS TO DECK ABOVE
  - 4 SEE SPECIFICATIONS FOR WEEP HOLES AND VARIOUS FLASHINGS

**LEGEND** (TYPE OF ALL PARTS)

XXX	ROOM NAME	EXISTING TO REMAIN
XXXX	ROOM NUMBER	EXISTING TO REMAIN
⑩	DOOR NUMBER	NEW BRICK PARTITIONS
⑪	WINDOW NUMBER	NEW GYPSUM BOARD PARTITIONS
⑫	WINDOW TYPE	1 HOUR FIRE RATED WALL
⑬	WINDOW TYPE	2 HOUR FIRE RATED WALL
⑭	WINDOW TYPE	FE = FIRE EXTINGUISHER
⑮	WINDOW TYPE	SMOKE DETECTOR






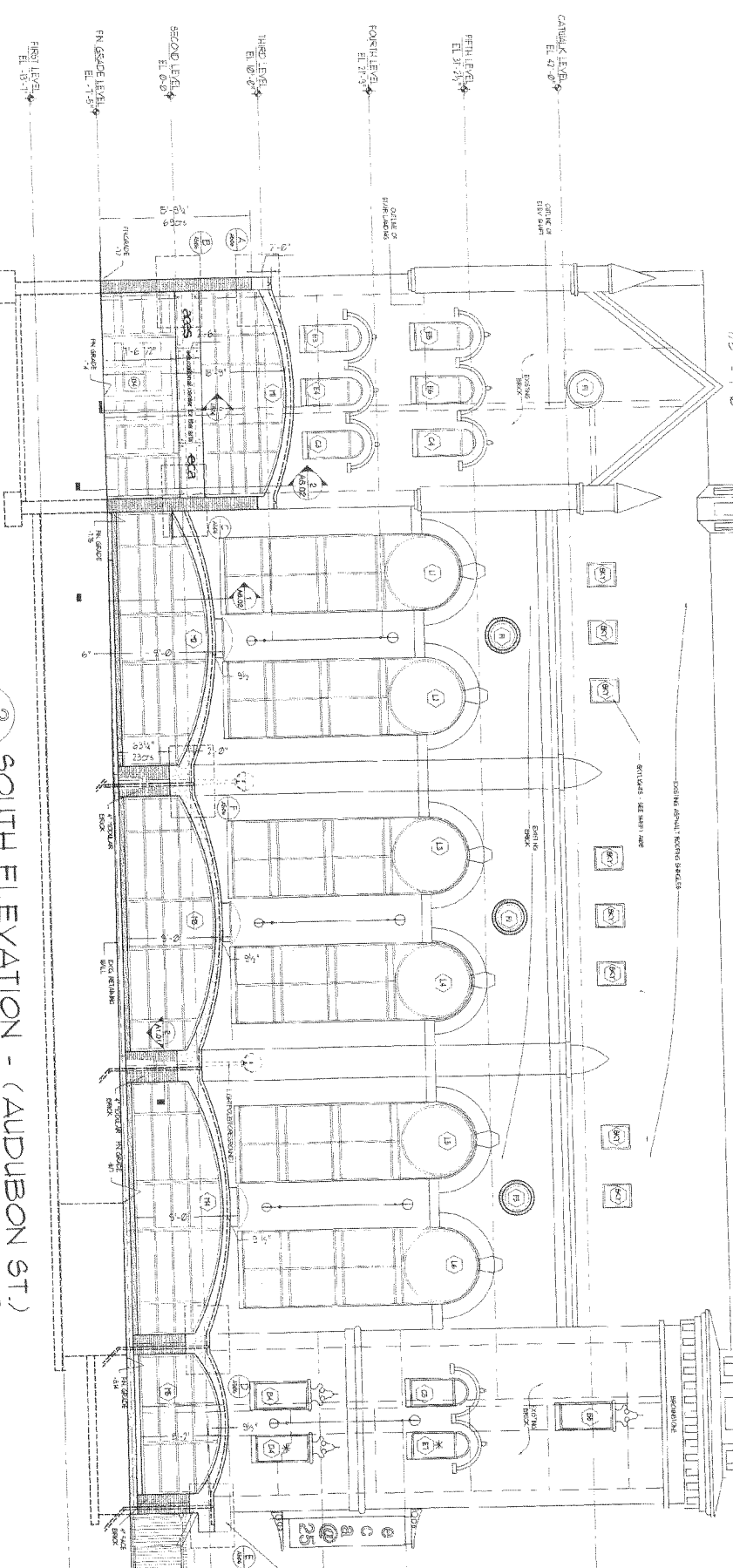








1 EAST ELEVATION - (ORANGE ST.)  
1/8" = 1'-0"



2 SOUTH ELEVATION - (AUDUBON ST.)  
1/8" = 1'-0"

LEGEND (TOP OF ALL PLANS)

XXX	EXISTING TO REMAIN
(B)	NEW OR REPAIR PARTITIONS
(A)	NEW OR REPAIR BO PARTITIONS
(1)	1 HOUR FIRE RATED WALL
(2)	2 HOUR FIRE RATED WALL
(3)	3 HOUR FIRE RATED WALL
(4)	4 HOUR FIRE RATED WALL
(5)	5 HOUR FIRE RATED WALL
(6)	6 HOUR FIRE RATED WALL
(7)	7 HOUR FIRE RATED WALL
(8)	8 HOUR FIRE RATED WALL
(9)	9 HOUR FIRE RATED WALL
(10)	10 HOUR FIRE RATED WALL
(11)	11 HOUR FIRE RATED WALL
(12)	12 HOUR FIRE RATED WALL
(13)	13 HOUR FIRE RATED WALL
(14)	14 HOUR FIRE RATED WALL
(15)	15 HOUR FIRE RATED WALL
(16)	16 HOUR FIRE RATED WALL
(17)	17 HOUR FIRE RATED WALL
(18)	18 HOUR FIRE RATED WALL
(19)	19 HOUR FIRE RATED WALL
(20)	20 HOUR FIRE RATED WALL
(21)	21 HOUR FIRE RATED WALL
(22)	22 HOUR FIRE RATED WALL
(23)	23 HOUR FIRE RATED WALL
(24)	24 HOUR FIRE RATED WALL
(25)	25 HOUR FIRE RATED WALL
(26)	26 HOUR FIRE RATED WALL
(27)	27 HOUR FIRE RATED WALL
(28)	28 HOUR FIRE RATED WALL
(29)	29 HOUR FIRE RATED WALL
(30)	30 HOUR FIRE RATED WALL
(31)	31 HOUR FIRE RATED WALL
(32)	32 HOUR FIRE RATED WALL
(33)	33 HOUR FIRE RATED WALL
(34)	34 HOUR FIRE RATED WALL
(35)	35 HOUR FIRE RATED WALL
(36)	36 HOUR FIRE RATED WALL
(37)	37 HOUR FIRE RATED WALL
(38)	38 HOUR FIRE RATED WALL
(39)	39 HOUR FIRE RATED WALL
(40)	40 HOUR FIRE RATED WALL
(41)	41 HOUR FIRE RATED WALL
(42)	42 HOUR FIRE RATED WALL
(43)	43 HOUR FIRE RATED WALL
(44)	44 HOUR FIRE RATED WALL
(45)	45 HOUR FIRE RATED WALL
(46)	46 HOUR FIRE RATED WALL
(47)	47 HOUR FIRE RATED WALL
(48)	48 HOUR FIRE RATED WALL
(49)	49 HOUR FIRE RATED WALL
(50)	50 HOUR FIRE RATED WALL
(51)	51 HOUR FIRE RATED WALL
(52)	52 HOUR FIRE RATED WALL
(53)	53 HOUR FIRE RATED WALL
(54)	54 HOUR FIRE RATED WALL
(55)	55 HOUR FIRE RATED WALL
(56)	56 HOUR FIRE RATED WALL
(57)	57 HOUR FIRE RATED WALL
(58)	58 HOUR FIRE RATED WALL
(59)	59 HOUR FIRE RATED WALL
(60)	60 HOUR FIRE RATED WALL
(61)	61 HOUR FIRE RATED WALL
(62)	62 HOUR FIRE RATED WALL
(63)	63 HOUR FIRE RATED WALL
(64)	64 HOUR FIRE RATED WALL
(65)	65 HOUR FIRE RATED WALL
(66)	66 HOUR FIRE RATED WALL
(67)	67 HOUR FIRE RATED WALL
(68)	68 HOUR FIRE RATED WALL
(69)	69 HOUR FIRE RATED WALL
(70)	70 HOUR FIRE RATED WALL
(71)	71 HOUR FIRE RATED WALL
(72)	72 HOUR FIRE RATED WALL
(73)	73 HOUR FIRE RATED WALL
(74)	74 HOUR FIRE RATED WALL
(75)	75 HOUR FIRE RATED WALL
(76)	76 HOUR FIRE RATED WALL
(77)	77 HOUR FIRE RATED WALL
(78)	78 HOUR FIRE RATED WALL
(79)	79 HOUR FIRE RATED WALL
(80)	80 HOUR FIRE RATED WALL
(81)	81 HOUR FIRE RATED WALL
(82)	82 HOUR FIRE RATED WALL
(83)	83 HOUR FIRE RATED WALL
(84)	84 HOUR FIRE RATED WALL
(85)	85 HOUR FIRE RATED WALL
(86)	86 HOUR FIRE RATED WALL
(87)	87 HOUR FIRE RATED WALL
(88)	88 HOUR FIRE RATED WALL
(89)	89 HOUR FIRE RATED WALL
(90)	90 HOUR FIRE RATED WALL
(91)	91 HOUR FIRE RATED WALL
(92)	92 HOUR FIRE RATED WALL
(93)	93 HOUR FIRE RATED WALL
(94)	94 HOUR FIRE RATED WALL
(95)	95 HOUR FIRE RATED WALL
(96)	96 HOUR FIRE RATED WALL
(97)	97 HOUR FIRE RATED WALL
(98)	98 HOUR FIRE RATED WALL
(99)	99 HOUR FIRE RATED WALL
(100)	100 HOUR FIRE RATED WALL

NOTES:  
1. TOP GLASS TYPE IN WINDOW DET. REFER TO 1.0000  
2. CLEAN ALL EXTERIOR SURFACES  
3. RESTORE EXTERIOR FINISHES  
4. RESTORATION IS SPECIFIED IN SECTION 05100

LEGEND (TOP OF ALL PLANS)

XXX	EXISTING TO REMAIN
(B)	NEW OR REPAIR PARTITIONS
(A)	NEW OR REPAIR BO PARTITIONS
(1)	1 HOUR FIRE RATED WALL
(2)	2 HOUR FIRE RATED WALL
(3)	3 HOUR FIRE RATED WALL
(4)	4 HOUR FIRE RATED WALL
(5)	5 HOUR FIRE RATED WALL
(6)	6 HOUR FIRE RATED WALL
(7)	7 HOUR FIRE RATED WALL
(8)	8 HOUR FIRE RATED WALL
(9)	9 HOUR FIRE RATED WALL
(10)	10 HOUR FIRE RATED WALL
(11)	11 HOUR FIRE RATED WALL
(12)	12 HOUR FIRE RATED WALL
(13)	13 HOUR FIRE RATED WALL
(14)	14 HOUR FIRE RATED WALL
(15)	15 HOUR FIRE RATED WALL
(16)	16 HOUR FIRE RATED WALL
(17)	17 HOUR FIRE RATED WALL
(18)	18 HOUR FIRE RATED WALL
(19)	19 HOUR FIRE RATED WALL
(20)	20 HOUR FIRE RATED WALL
(21)	21 HOUR FIRE RATED WALL
(22)	22 HOUR FIRE RATED WALL
(23)	23 HOUR FIRE RATED WALL
(24)	24 HOUR FIRE RATED WALL
(25)	25 HOUR FIRE RATED WALL
(26)	26 HOUR FIRE RATED WALL
(27)	27 HOUR FIRE RATED WALL
(28)	28 HOUR FIRE RATED WALL
(29)	29 HOUR FIRE RATED WALL
(30)	30 HOUR FIRE RATED WALL
(31)	31 HOUR FIRE RATED WALL
(32)	32 HOUR FIRE RATED WALL
(33)	33 HOUR FIRE RATED WALL
(34)	34 HOUR FIRE RATED WALL
(35)	35 HOUR FIRE RATED WALL
(36)	36 HOUR FIRE RATED WALL
(37)	37 HOUR FIRE RATED WALL
(38)	38 HOUR FIRE RATED WALL
(39)	39 HOUR FIRE RATED WALL
(40)	40 HOUR FIRE RATED WALL
(41)	41 HOUR FIRE RATED WALL
(42)	42 HOUR FIRE RATED WALL
(43)	43 HOUR FIRE RATED WALL
(44)	44 HOUR FIRE RATED WALL
(45)	45 HOUR FIRE RATED WALL
(46)	46 HOUR FIRE RATED WALL
(47)	47 HOUR FIRE RATED WALL
(48)	48 HOUR FIRE RATED WALL
(49)	49 HOUR FIRE RATED WALL
(50)	50 HOUR FIRE RATED WALL
(51)	51 HOUR FIRE RATED WALL
(52)	52 HOUR FIRE RATED WALL
(53)	53 HOUR FIRE RATED WALL
(54)	54 HOUR FIRE RATED WALL
(55)	55 HOUR FIRE RATED WALL
(56)	56 HOUR FIRE RATED WALL
(57)	57 HOUR FIRE RATED WALL
(58)	58 HOUR FIRE RATED WALL
(59)	59 HOUR FIRE RATED WALL
(60)	60 HOUR FIRE RATED WALL
(61)	61 HOUR FIRE RATED WALL
(62)	62 HOUR FIRE RATED WALL
(63)	63 HOUR FIRE RATED WALL
(64)	64 HOUR FIRE RATED WALL
(65)	65 HOUR FIRE RATED WALL
(66)	66 HOUR FIRE RATED WALL
(67)	67 HOUR FIRE RATED WALL
(68)	68 HOUR FIRE RATED WALL
(69)	69 HOUR FIRE RATED WALL
(70)	70 HOUR FIRE RATED WALL
(71)	71 HOUR FIRE RATED WALL
(72)	72 HOUR FIRE RATED WALL
(73)	73 HOUR FIRE RATED WALL
(74)	74 HOUR FIRE RATED WALL
(75)	75 HOUR FIRE RATED WALL
(76)	76 HOUR FIRE RATED WALL
(77)	77 HOUR FIRE RATED WALL
(78)	78 HOUR FIRE RATED WALL
(79)	79 HOUR FIRE RATED WALL
(80)	80 HOUR FIRE RATED WALL
(81)	81 HOUR FIRE RATED WALL
(82)	82 HOUR FIRE RATED WALL
(83)	83 HOUR FIRE RATED WALL
(84)	84 HOUR FIRE RATED WALL
(85)	85 HOUR FIRE RATED WALL
(86)	86 HOUR FIRE RATED WALL
(87)	87 HOUR FIRE RATED WALL
(88)	88 HOUR FIRE RATED WALL
(89)	89 HOUR FIRE RATED WALL
(90)	90 HOUR FIRE RATED WALL
(91)	91 HOUR FIRE RATED WALL
(92)	92 HOUR FIRE RATED WALL
(93)	93 HOUR FIRE RATED WALL
(94)	94 HOUR FIRE RATED WALL
(95)	95 HOUR FIRE RATED WALL
(96)	96 HOUR FIRE RATED WALL
(97)	97 HOUR FIRE RATED WALL
(98)	98 HOUR FIRE RATED WALL
(99)	99 HOUR FIRE RATED WALL
(100)	100 HOUR FIRE RATED WALL

ISSUES AND REVISIONS

NO.	DATE	DESCRIPTION
1-9-2000	REVISED BY: ESH	
9-1-2000	ISSUE FOR BIDD	

PROJECT NAME: **aces eca**

DATE: 4/12/00  
9/12/00

SCALE: AS NOTED  
SHEET NO.

GENERAL DRAWING & DESIGN, INC. CONSULTING ENGINEERS ARCHITECTS  
1503 19th Street, New York, NY 10011  
Tel: 212-696-7200 Fax: 212-696-7201  
www.gedra.com

EDWARD SA AND ASSOCIATES ARCHITECTS  
100 SOUTH BROADWAY  
CHRYSLER CENTER  
NEW YORK, NY 10038  
Tel: 212-696-7200 Fax: 212-696-7201  
www.edward-sa.com

1	5/8/00	REV
2	7/21/00	REV
3	9/1/00	ISSU

CONSULTANTS  
**MHA**  
 Michael H. ...  
 Consulting Engineer  
 1172 Newbury Street  
 Cambridge, MA 02138  
 (617) 552-2733 (233)  
 (617) 552-2734 (233)  
 FAX: (617) 552-2735

GENERAL CONTRACTOR  
**EDWARD S. AND ASSOCIATES ARCHITECT**  
 1000 SOUTH BARKSWELL  
 CRISTINA CONTRACTOR  
 CONSTRUCTION

PROJECT NAME  
**aces eca**  
 EDUCATION CENTER FOR THE ARTS

DATE  
 4/2/2000  
 9/1/2000

SCALE  
 AS NOTED

SHEET NO.

**WEST AND NORTH EXTERIOR ELEVATIONS**

**WEST ELEVATION**

**LEGEND**

XXX TYPE OF ALL PLANS

ROOM NUMBER

DOOR NUMBER

WINDOW TYPE

PARTITION TYPE

EXISTING TO REMAIN

NEW PARTITION

NEW BRICK PARTITION

NEW GYP BO PARTITION

1 HOUR FIRE RATED WALL

2 HOUR FIRE RATED WALL

FE - FIRE EXTINGUISHER

SW - SMOKE DETECTOR

CD - CABINET

**NOTES**

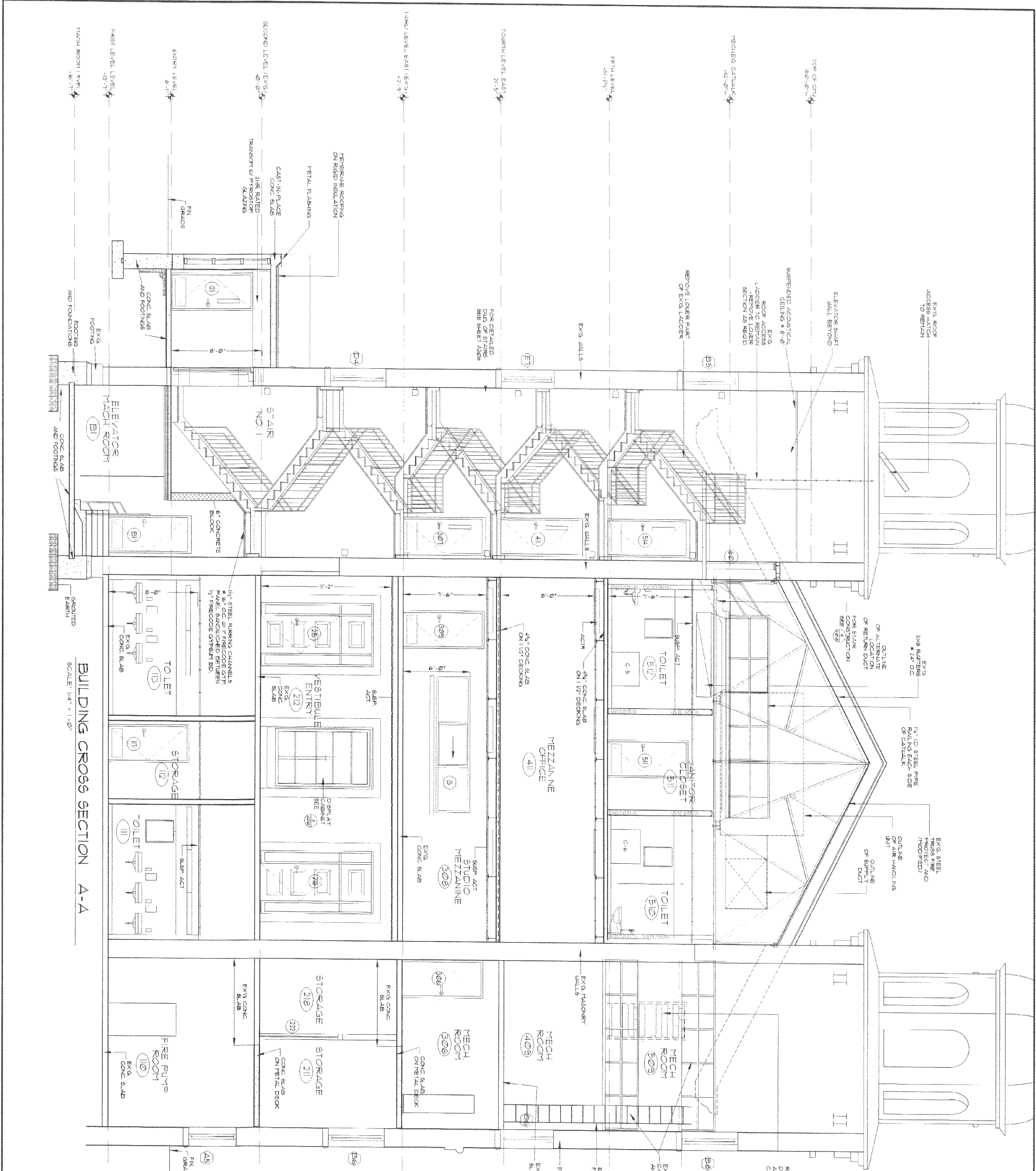
- FOR GLASS TYPE IN WINDOW SEE SHEET 48.08
- RESTORE EXISTING MASONRY & RESTORE FEEL SPEC SECTION 044900. PRESERVATION & TERSA COTTA RESTORATION IS SPECIFIED IN SECTION 049200 SEE MECHANICAL DINGS AND SPECS.

**4401**

**WEST ELEVATION**

**4402**

**NORTH ELEVATION**

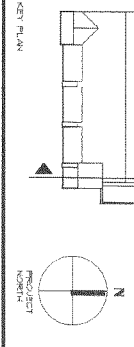


BUILDING CROSS SECTION A-A  
SCALE 1/4" = 1'-0"

**LEGEND (TYPE OF ALL PLANS)**

XXXX	ROOM TYPE
01	ROOM NUMBER
02	DOOR NUMBER
03	WALLWORK
04	WINDOW TYPE
05	PARTITION TYPE
06	EXISTING TO REMAIN
07	NEW GYM PARTITIONS
08	NEW BRICK PARTITIONS
09	NEW 9" CMU PARTITIONS
10	1-CORNER FIRE RATED WALL
11	3-CORNER FIRE RATED WALL
12	FE - FIRE EXTINGUISHER
13	CABINET (NON-FREESTANDING)

GENERAL NOTE:  
LOAD BEARING STEEL  
COLUMNS, GIRDERS, AND JOISTS OTHER  
THAN ROOF TRUSSES) AND RAILINGS SHALL  
RECEIVE 2 HR SPRAY ON FIRE PROTECTION  
THE ROOF SHALL RECEIVE 1 HR SPRAY ON  
FIRE PROTECTION.



NO.	DATE	DESCRIPTION
B-8-02		REVIEWED
A-1-01	1-21-00	PER VISIT
	9-11-00	ISSUE R

**CONSULTANTS**  
**Michael Ho & Assoc.**  
 3278 WEST 42ND AVENUE  
 DENVER, CO 80212  
 (303) 756-7733  
 FAX: (303) 756-7734  
 WWW.MICHAELHO.COM

**GENERAL CONTRACTOR**  
**aces eca**  
 EDUCATION CENTER FOR THE ARTS  
 000 SOUTH BOGGS AVENUE  
 DENVER, CO 80202  
 (303) 733-0000

**ARCHITECT**  
**EDWARD SAUNDERS AND ASSOCIATES**  
 1000 EAST 17TH AVENUE  
 DENVER, CO 80202  
 (303) 733-0000

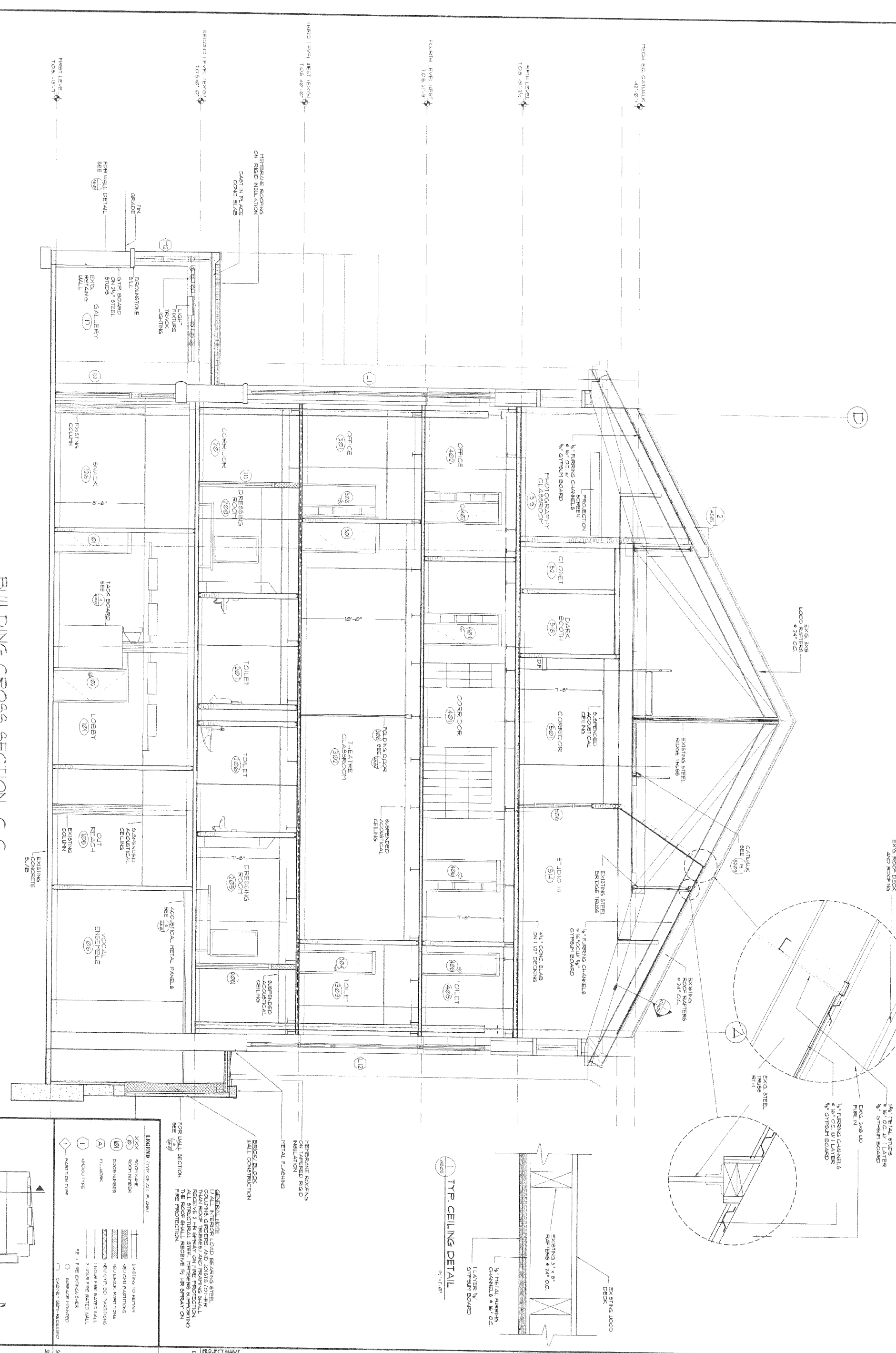
**PROJECT NAME**  
 EDUCATION CENTER FOR THE ARTS

**DATE**  
 4/12/2001

**SCALE**  
 1/4" = 1'-0"

**BUILDING CROSS SECTION A-A**





BUILDING CROSS SECTION C-C  
SCALE: 1/4" = 1'-0"

NO.	DATE	REVISION
1	5/1/00	ISSUE FOR PERMITS
2	7/2/00	REVISION PER 50
3	8-8-00	REVIEW

CONSULTANTS  
**MHA**  
 Michael Hoi & Associa  
 Consulting Engineers  
 1528 Whiting Avenue  
 Newark, NJ 07102  
 (201) 328-8800  
 (201) 328-8801  
 (201) 328-8802

GENERAL CONTRACTOR  
**EDWARD SAUNDERS AND ASSOCIATES ARCHITECT**  
 200 SOUTH BROADWAY  
 CENTRAL CONNECTICUT OFFICE  
 100 STATE STREET, 8TH FLOOR  
 HARTFORD, CT 06103

PROJECT NAME  
**aces eca**  
 EDUCATION CENTER FOR THE ARTS  
 200 SOUTH BROADWAY  
 HARTFORD, CT 06103

DATE  
 4/11/2000  
 5/11/2000

PROJECT  
 BUILDING SECTION C-C

SCALE  
 AS NOTED

SHEET NO.  
 12

**LEGEND (TYPE OF ALL PARTS)**

- XXXX ROOM NAME
- ① ROOM NUMBER
- ② DOOR NUMBER
- ③ TYP. LOCK
- ④ JANUARY TYPE
- ⑤ PARTITION TYPE

**GENERAL NOTE**  
 ALL INTERIOR LOAD BEARING STEEL SHALL BE 150% OF THE DESIGN LOADS. ALL INTERIOR WALLS SHALL RECEIVE 2 HR. SPRAY ON FIRE PROTECTION. ALL STRUCTURAL STEEL MEMBERS SUPPORTING FIRE PROTECTION SHALL RECEIVE 1 HR. SPRAY ON FIRE PROTECTION.

**FOR WALL DETAIL**  
 SEE 172

**FOR WALL DETAIL**  
 SEE 173

**FOR WALL DETAIL**  
 SEE 174

**FOR WALL DETAIL**  
 SEE 175

**FOR WALL DETAIL**  
 SEE 176

**FOR WALL DETAIL**  
 SEE 177

**FOR WALL DETAIL**  
 SEE 178

**FOR WALL DETAIL**  
 SEE 179

**FOR WALL DETAIL**  
 SEE 180

**FOR WALL DETAIL**  
 SEE 181

**FOR WALL DETAIL**  
 SEE 182

**FOR WALL DETAIL**  
 SEE 183

**FOR WALL DETAIL**  
 SEE 184

**FOR WALL DETAIL**  
 SEE 185

**FOR WALL DETAIL**  
 SEE 186

**FOR WALL DETAIL**  
 SEE 187

**FOR WALL DETAIL**  
 SEE 188

**FOR WALL DETAIL**  
 SEE 189

**FOR WALL DETAIL**  
 SEE 190

**FOR WALL DETAIL**  
 SEE 191

**FOR WALL DETAIL**  
 SEE 192

**FOR WALL DETAIL**  
 SEE 193

**FOR WALL DETAIL**  
 SEE 194

**FOR WALL DETAIL**  
 SEE 195

**FOR WALL DETAIL**  
 SEE 196

**FOR WALL DETAIL**  
 SEE 197

**FOR WALL DETAIL**  
 SEE 198

**FOR WALL DETAIL**  
 SEE 199

**FOR WALL DETAIL**  
 SEE 200

FIRST LEVEL  
 105'-0" - 10'-0"

SECOND FLOOR LEVEL  
 105'-0" - 20'-0"

THIRD LEVEL WEST ELEV.  
 105'-0" - 30'-0"

FOURTH LEVEL WEST  
 105'-0" - 40'-0"

FIFTH LEVEL  
 105'-0" - 50'-0"

SIXTH ELEV. CATWALK  
 47'-0" - 1'









NO.	DATE	DESCRIPTION
5-D-2600	REVISED	B
5-I-2600	SCALE FOR	

CONSULTANTS  
**MPA**  
 Michael Hor  
 & ASSOCIATES  
 Consulting Engineers  
 1478 Wilshire Avenue  
 Berkeley, CA 94704  
 (415) 841-1100  
 (415) 841-1101  
 FAX (415) 841-1102  
 E-MAIL: MPA@MPA.COM

GENERAL CONTRACTOR  
**EDWARDS CONSULTING ENGINEERS**  
 1100 Market Street, Suite 1000  
 San Francisco, CA 94102  
 (415) 774-1100  
 E-MAIL: EDWARDS@EDWARDS-CE.COM

EDWARD SA  
 AND ASSOCIATES  
 ARCHITECTS

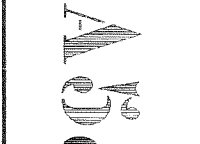
000 SOUTH DEAN SWALE  
 CHEROKEE, CONNECTICUT 06031  
 (203) 261-1100  
 E-MAIL: EDWARDS@EDWARDS-CE.COM

PROJECT NAME  
**aces eca**  
 EDUCATION CENTER FOR THE ARTS

DATE  
 4/12/2000  
 9/1/2000

LONGITUDINAL  
 BUILDING  
 SECTIONS  
 F-F & G-G

SCALE  
 AS NOTED



LEGEND (TOP OF ALL PLANS)

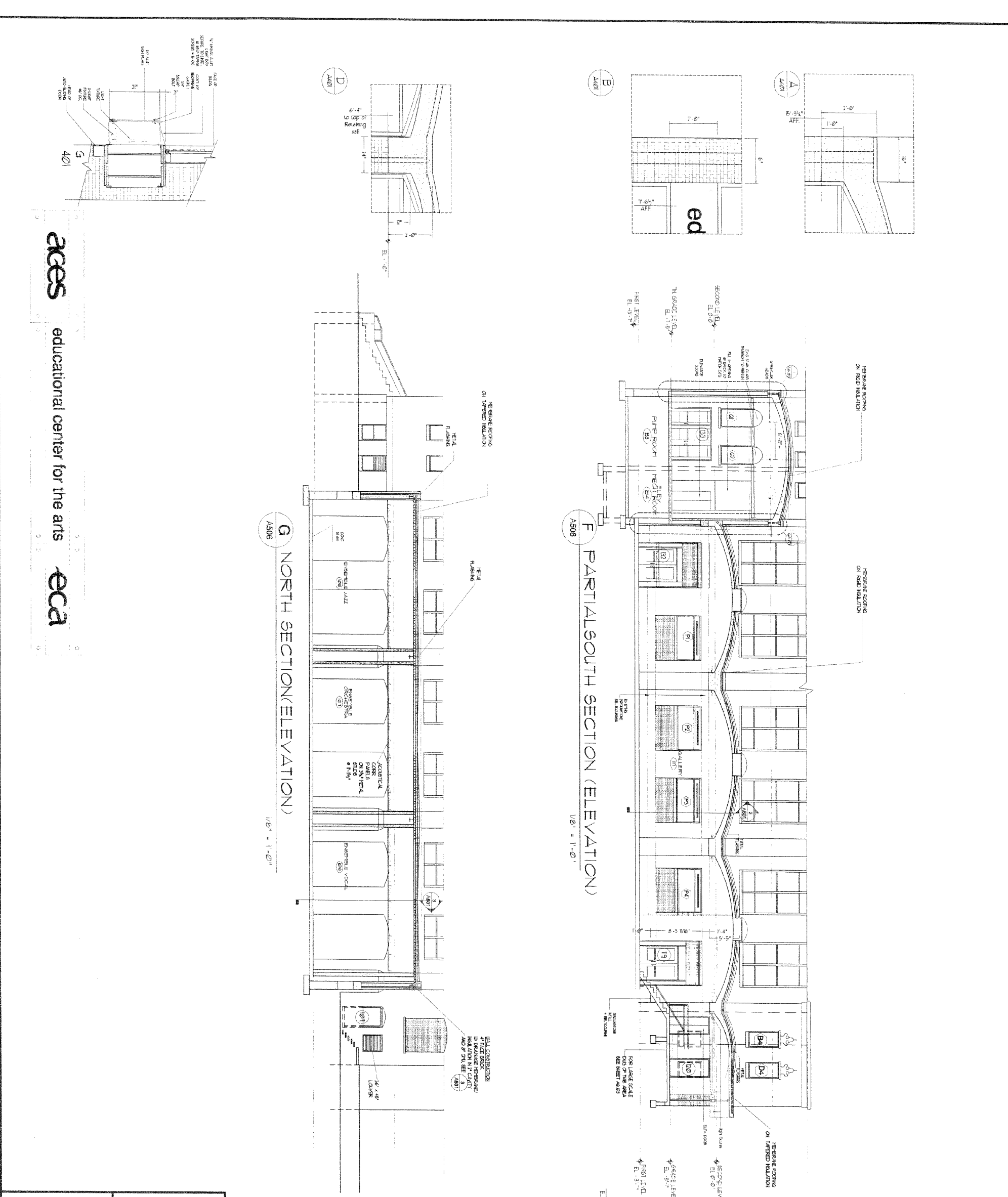
XXX	EXISTING TO REMAIN
(X)	ROOM NUMBER
(O)	DOOR NUMBER
(A)	WALLWORK
(1)	WINDOW TYPE
(1)	PARTITION TYPE

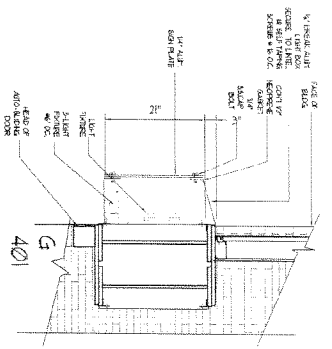
---	EXISTING TO REMAIN
---	NEW WALL PARTITIONS
---	NEW BRICK PARTITIONS
---	NEW GYM BR PARTITIONS
---	1 HOUR FIRE RATED WALL
---	2 HOUR FIRE RATED WALL
---	F.F. - FIRE-RESISTANT
---	SURFACE MOUNTED
---	CABINET SCHEDULED

NEW PLAN



aces educational center for the arts eca



NO.	DATE	DESCRIPTION
1	9/1/00	ISSUE FOR

**GENERALISTS**  
**MHA**  
 Michael Hor  
 & ASSOCIA  
 Consulting Engineers  
 1091 Main Street  
 New Haven, CT 06511  
 (203) 366-7733 (203) 366-7734  
 (203) 366-7735 (203) 366-7736  
 (203) 366-7737 (203) 366-7738  
 (203) 366-7739 (203) 366-7740  
 FAX: (203) 366-7741  
 E-MAIL: mha@generalists.com

**GENERAL CONTRACTOR**  
**EDWARD SA AND ASSOCIATES ARCHITECT**  
 1000 WEST MAIN STREET  
 NEW HAVEN, CT 06511  
 (203) 366-7733  
 FAX: (203) 366-7741  
 E-MAIL: edward@edwardsa.com

**OWNER**  
**000 SPITAL DONOR WALL**  
 CENTRAL CONNECTICUT COLLEGE  
 1000 WEST MAIN STREET  
 NEW HAVEN, CT 06511  
 (203) 366-7733  
 FAX: (203) 366-7741  
 E-MAIL: 000@spital.com

**aces eca**  
 EDUCATION CENTER FOR THE ARTS  
 9/1/2000

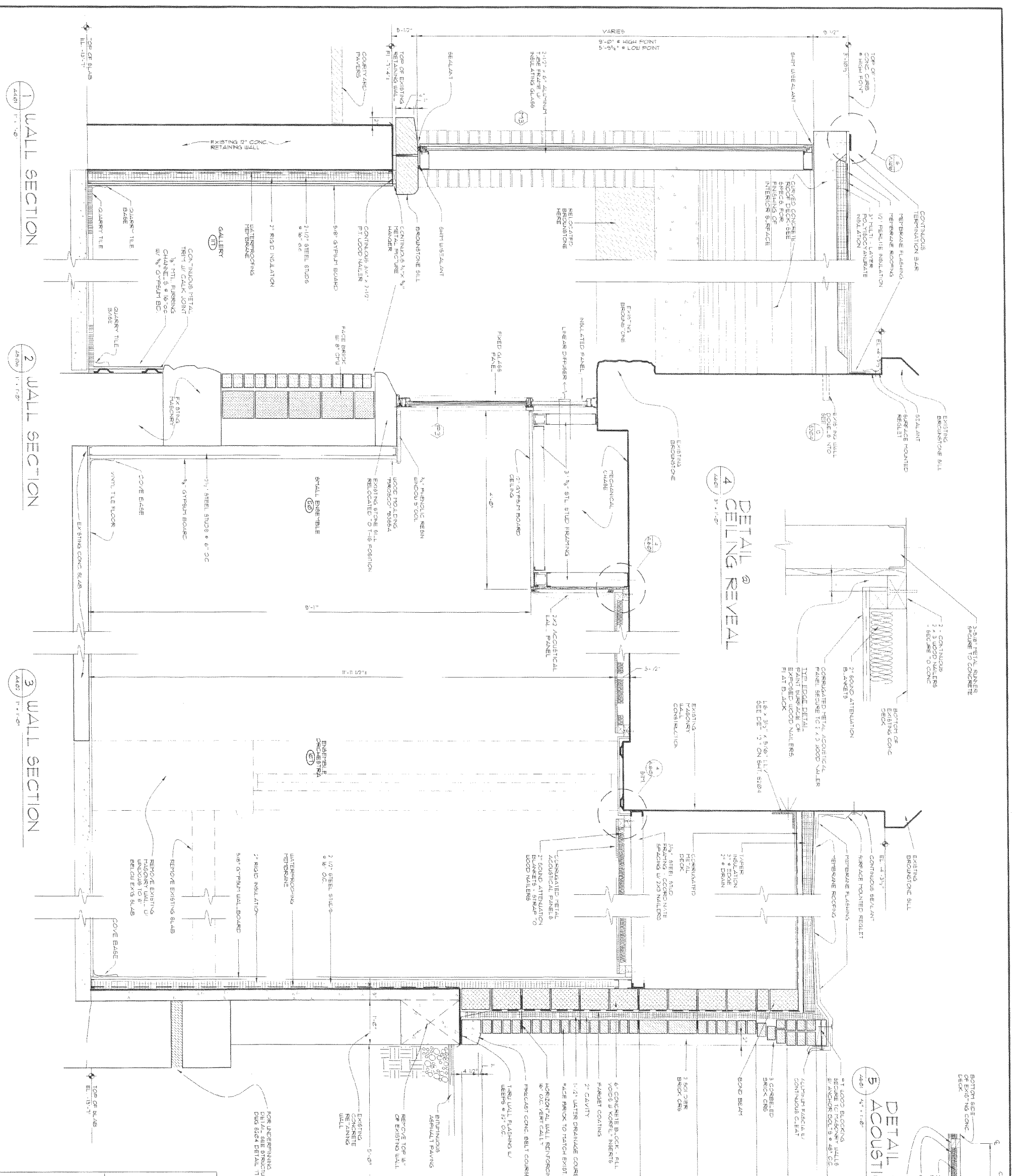
**WALL SECTION**  
 SCALE: 1/4" = 1'-0"  
 SHEET NO.



**LEGEND (TYP. OF ALL R.A.S.)**

XXX	SCOTT MARK	EXISTING TO REMAIN
(B)	ROBERTSON	NEW STUD PARTITION
(G)	DOON NUMBER	NEW BRICK PARTITION
(A)	TRILLOK	NEW GYM BOARDS
(I)	WINDOW TILE	1/2" X 1/2" NEW BRICK WALL
(D)	PARTITION TILE	1/2" X 1/2" NEW BRICK WALL
(S)	CABINET REFINISHED	SURFACE MOUNTED

**NOTE:**  
 1. EXISTING BRICK WALL CONSTRUCTION IS TO BE RECONSTRUCTED IN NEW CONSTRUCTION.  
 2. BRICK WALL CONSTRUCTION IS TO BE RECONSTRUCTED IN NEW CONSTRUCTION.



NO.	DATE	DESCRIPTION
1	2/1/00	ISSUE

CONSULTANTS  
**MHA**  
 Michael Ho & Associa

Consulting Engineer  
 1978 Abbey House  
 1001 28th Street, Suite 200  
 San Francisco, CA 94115  
 Tel: 415.774.1100  
 Fax: 415.774.1101

GENERAL PRACTICE  
**GENERAL PRACTICE**  
 CONSULTING ENGINEER  
 1001 28th Street, Suite 200  
 San Francisco, CA 94115  
 Tel: 415.774.1100  
 Fax: 415.774.1101

EDWARD SA  
 AND ASSOCI  
 ARCHITEC

OOO SOUTH DEPARTMENTAL  
 CHEMICAL CONSTRUCTION  
 CONSULTANTS  
 csc@cedw.com

**aces eca**  
 EDUCATION CENTER FOR THE ARTS

DATE: 3/1/2000

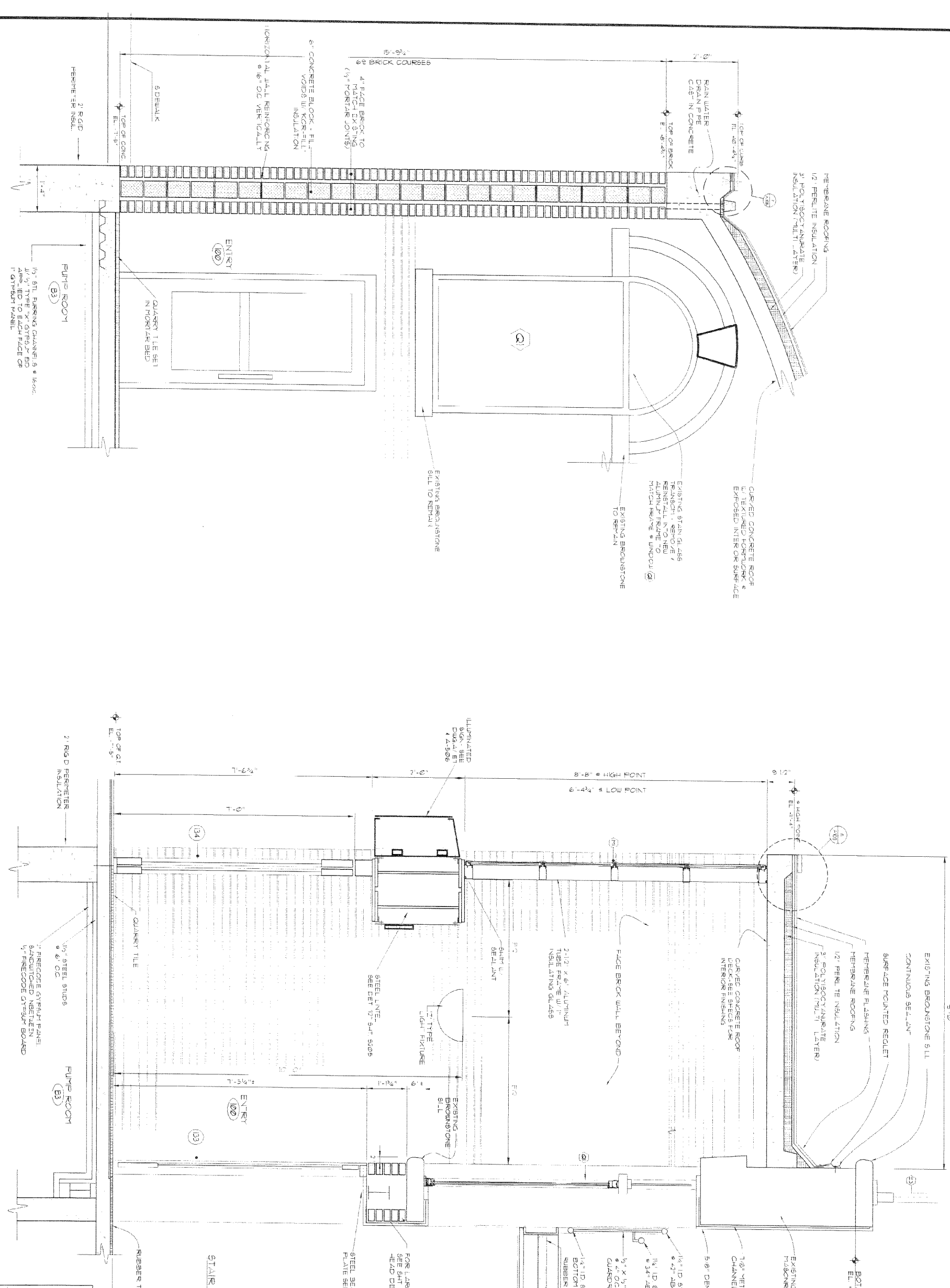
WALL SECTION

SCALE: 3/4" = 1'-0"

SHEET NO.

LEGEND

XXXX	WORK TYPE	EXISTING TO REMAIN
XXXX	WORK TYPE	NEW TO BE INSTALLED
XXXX	WORK TYPE	REMOVE TO BE REINSTALLED
XXXX	WORK TYPE	REMOVE TO BE REPLACED
XXXX	WORK TYPE	REMOVE TO BE REFINISHED
XXXX	WORK TYPE	REMOVE TO BE REPAIRED
XXXX	WORK TYPE	REMOVE TO BE RECONSTRUCTED
XXXX	WORK TYPE	REMOVE TO BE REDEMOLISHED



1 WALL SECTION

2 WALL SECTION

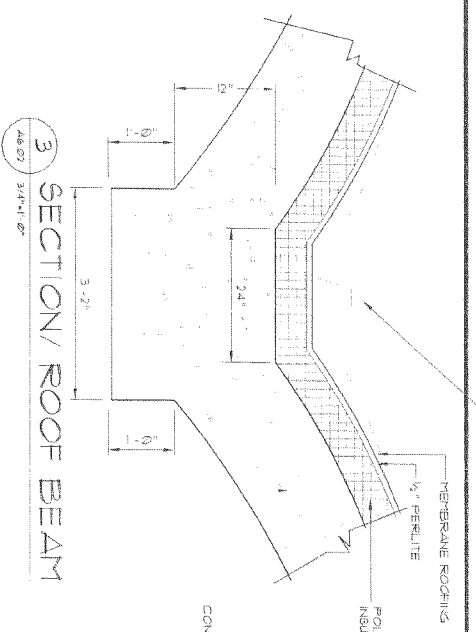
NO.	DATE	REVISION
1	9/1/00	ISSUE

CONSULTANTS  
**MHA**  
 Michael Ho & Associates  
 Consulting Engineer  
 973 West 17th Street  
 New York, NY 10011  
 Tel: (212) 266-2722  
 Fax: (212) 266-2723

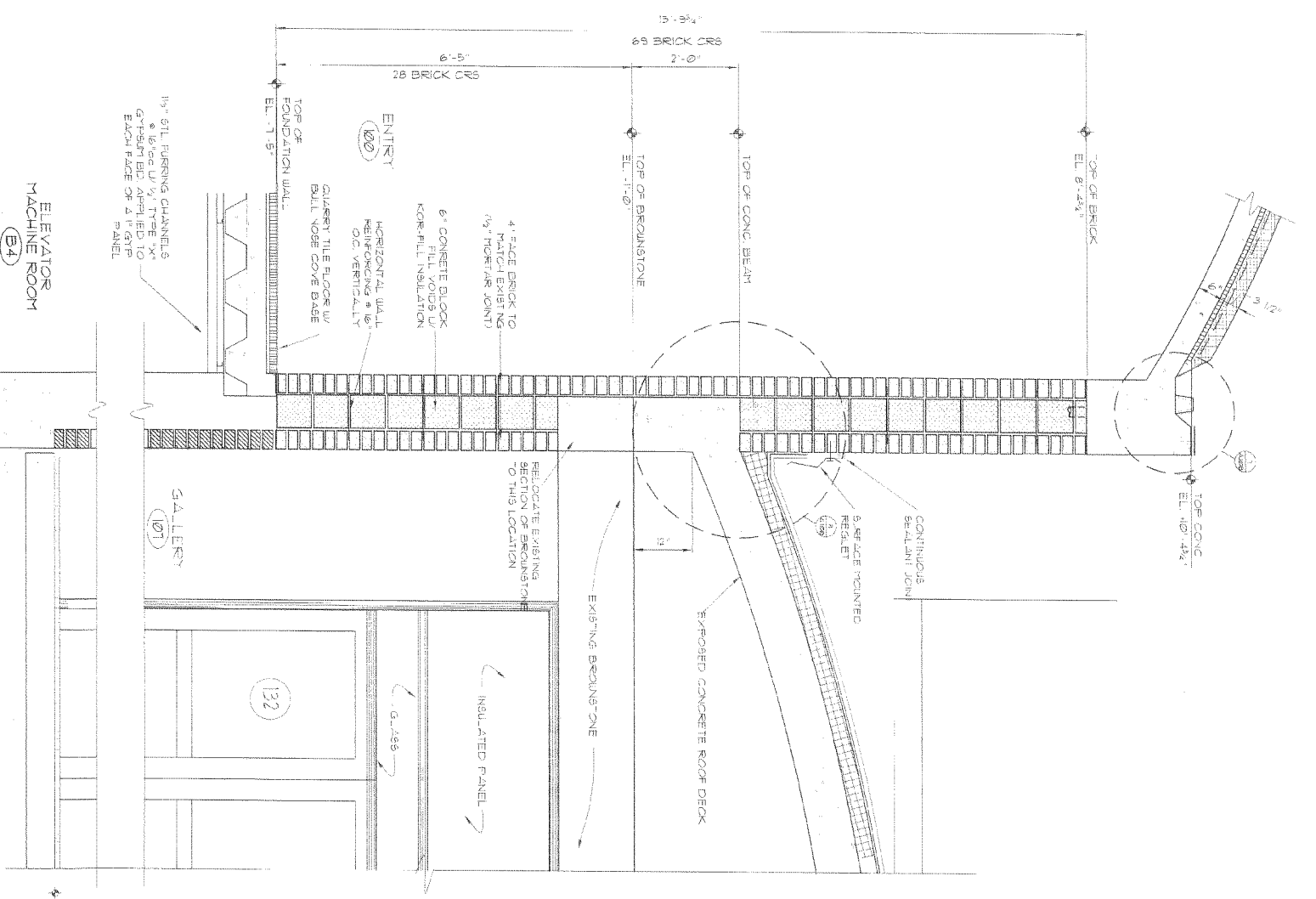
GENERAL, DESIGN & CONSTRUCTION ENGINEERING CONSULTANTS  
**EDSA**  
 Edward S. And Associates Architects  
 100 West 17th Street  
 New York, NY 10011  
 Tel: (212) 266-2722  
 Fax: (212) 266-2723

000 SEVENTH AVENUE  
 CRITICAL CONSTRUCTION  
 CONSULTANTS  
 edsa.com

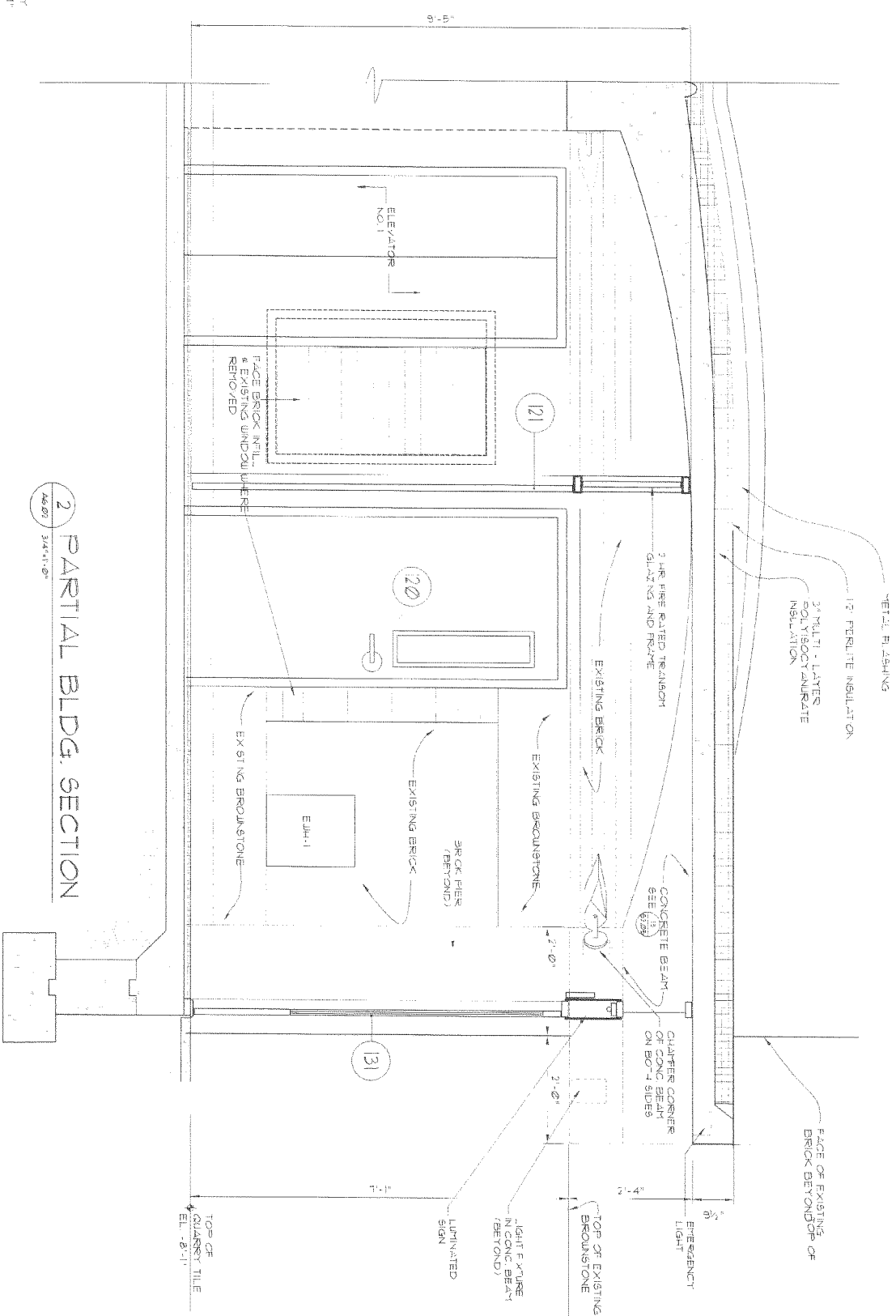
EDWARD S. AND ASSOCIATES ARCHITECTS  
 WALL SECTION  
 SCALE: 3/4" = 1'-0"  
 SHEETING



3 SECTION/ ROOF BEAM  
 48.00 3/4" = 1'-0"

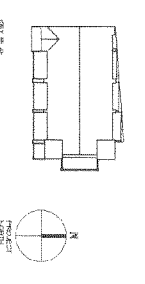


1 WALL SECTION  
 48.00 3/4" = 1'-0"



2 PARTIAL BLDG. SECTION  
 48.00 3/4" = 1'-0"

- LEGEND
- 1. UNDOOR TYPE
  - 2. WINDOW TYPE
  - 3. PARTITION TYPE
  - 4. CABINET
  - 5. SIGN
  - 6. SIGN
  - 7. SIGN
  - 8. SIGN
  - 9. SIGN
  - 10. SIGN
  - 11. SIGN
  - 12. SIGN
  - 13. SIGN
  - 14. SIGN
  - 15. SIGN
  - 16. SIGN
  - 17. SIGN
  - 18. SIGN
  - 19. SIGN
  - 20. SIGN
  - 21. SIGN
  - 22. SIGN
  - 23. SIGN
  - 24. SIGN
  - 25. SIGN
  - 26. SIGN
  - 27. SIGN
  - 28. SIGN
  - 29. SIGN
  - 30. SIGN
  - 31. SIGN
  - 32. SIGN
  - 33. SIGN
  - 34. SIGN
  - 35. SIGN
  - 36. SIGN
  - 37. SIGN
  - 38. SIGN
  - 39. SIGN
  - 40. SIGN
  - 41. SIGN
  - 42. SIGN
  - 43. SIGN
  - 44. SIGN
  - 45. SIGN
  - 46. SIGN
  - 47. SIGN
  - 48. SIGN
  - 49. SIGN
  - 50. SIGN



NO.	DATE	REVISION
	5/30/00	SHEET 1

CONSULTANTS  
**MHA**  
 Michael Ho & Associates  
 Consulting Engineer  
 1000 West 1st Street  
 Vancouver, BC V6C 1A7  
 (604) 255-7183 (604) 281-1100  
 Email: mho@mha.com

GENERAL DRAFTER & DESIGNER  
**ACES**  
 CONSULTING ENGINEER  
 1000 West 1st Street  
 Vancouver, BC V6C 1A7  
 (604) 255-7183 (604) 281-1100  
 Email: mho@mha.com

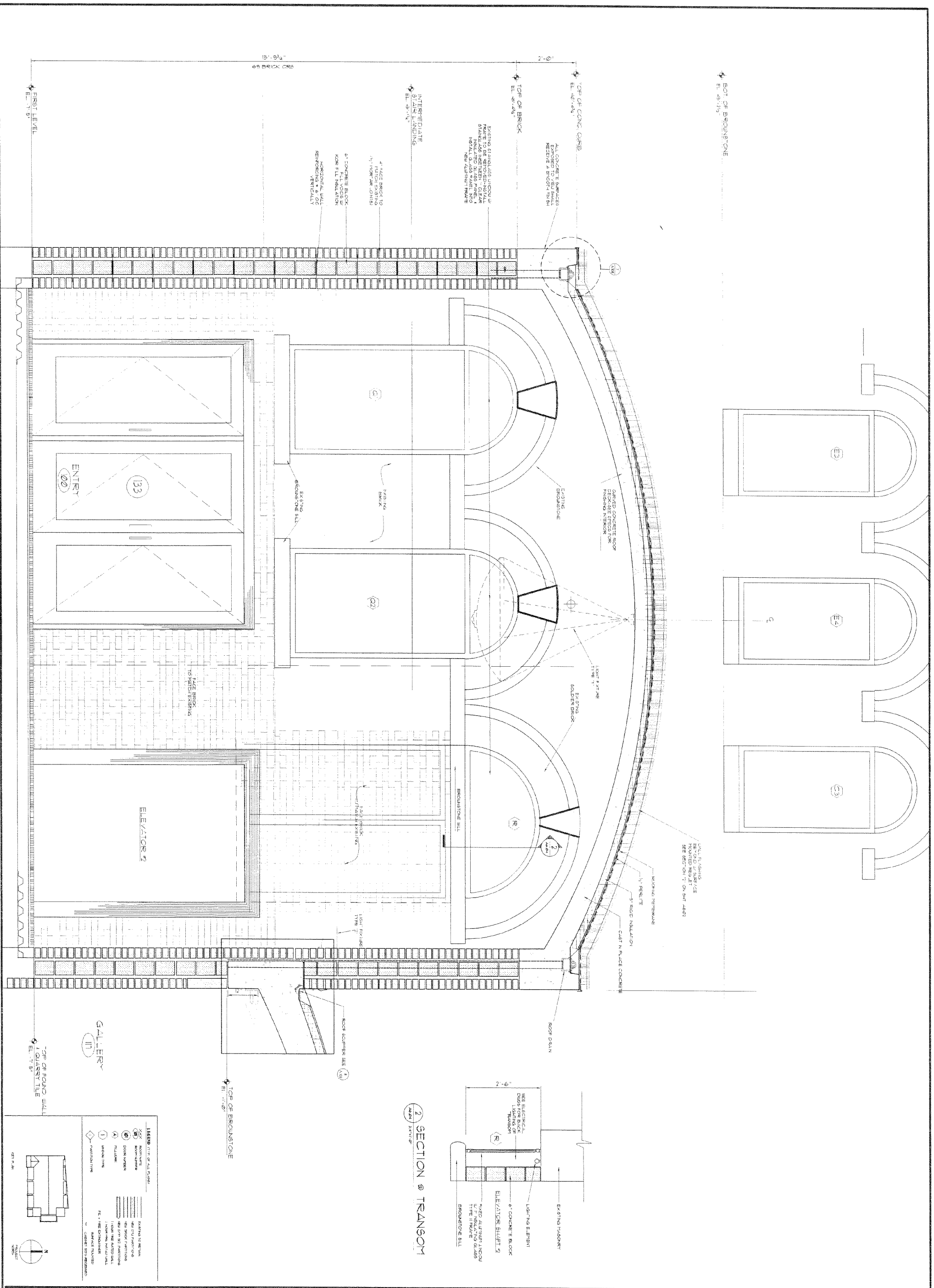
EDWARD SAUNDERS  
 AND ASSOCIATES  
 ARCHITECTS  
 1000 West 1st Street  
 Vancouver, BC V6C 1A7  
 (604) 255-7183 (604) 281-1100  
 Email: mho@mha.com

aces eca  
 EDUCATION CENTER FOR THE ARTS  
 000 SOUTH DEERSVILLE  
 CRESTMOUNT CONNECTICUT  
 06032-1000  
 203-261-1100  
 www.aceseca.com

DATE: 6/30/00  
 SCALE: 3/4" = 1'-0"

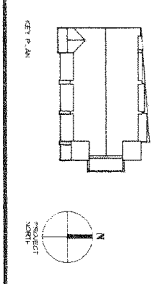
LONGITUDINAL WALL SECTION THRU ENTRY

ACES ARCHITECTS



SECTION @ TRANSOM

- LEGEND (TOP OF ALL FLOOR)
- 1. NORTH WALL
  - 2. NORTH WINDOW
  - 3. SOUTH WINDOW
  - 4. FLOOR
  - 5. WALL TYPE
  - 6. PARTITION TYPE
  - 7. PARTITION TO BE REMOVED
  - 8. PARTITION TO BE ADDED
  - 9. PARTITION TO BE RELOCATED
  - 10. PARTITION TO BE RELOCATED AND REMOVED
  - 11. PARTITION TO BE RELOCATED AND ADDED
  - 12. PARTITION TO BE RELOCATED AND REMOVED AND ADDED
  - 13. PARTITION TO BE RELOCATED AND ADDED AND REMOVED
  - 14. PARTITION TO BE RELOCATED AND ADDED AND REMOVED AND ADDED
  - 15. PARTITION TO BE RELOCATED AND ADDED AND REMOVED AND ADDED AND REMOVED





NO.	DATE	DESCRIPTION
1	5/11/2000	ISSUE FOR

CONSULTANTS  
**MPA**  
 Michael Hor  
 & Associati  
 Consulting Engineers  
 1000 W. Main Street  
 Westport, CT 06881  
 (203) 788-7183  
 Fax: (203) 788-7288  
 Email: mhor@mpa.com

GENERAL DRAFT  
 & DESIGN, INC.  
 2000 W. Main Street  
 Westport, Connecticut  
 (203) 788-7183  
 Fax: (203) 788-7288  
 Email: gdm@general.com

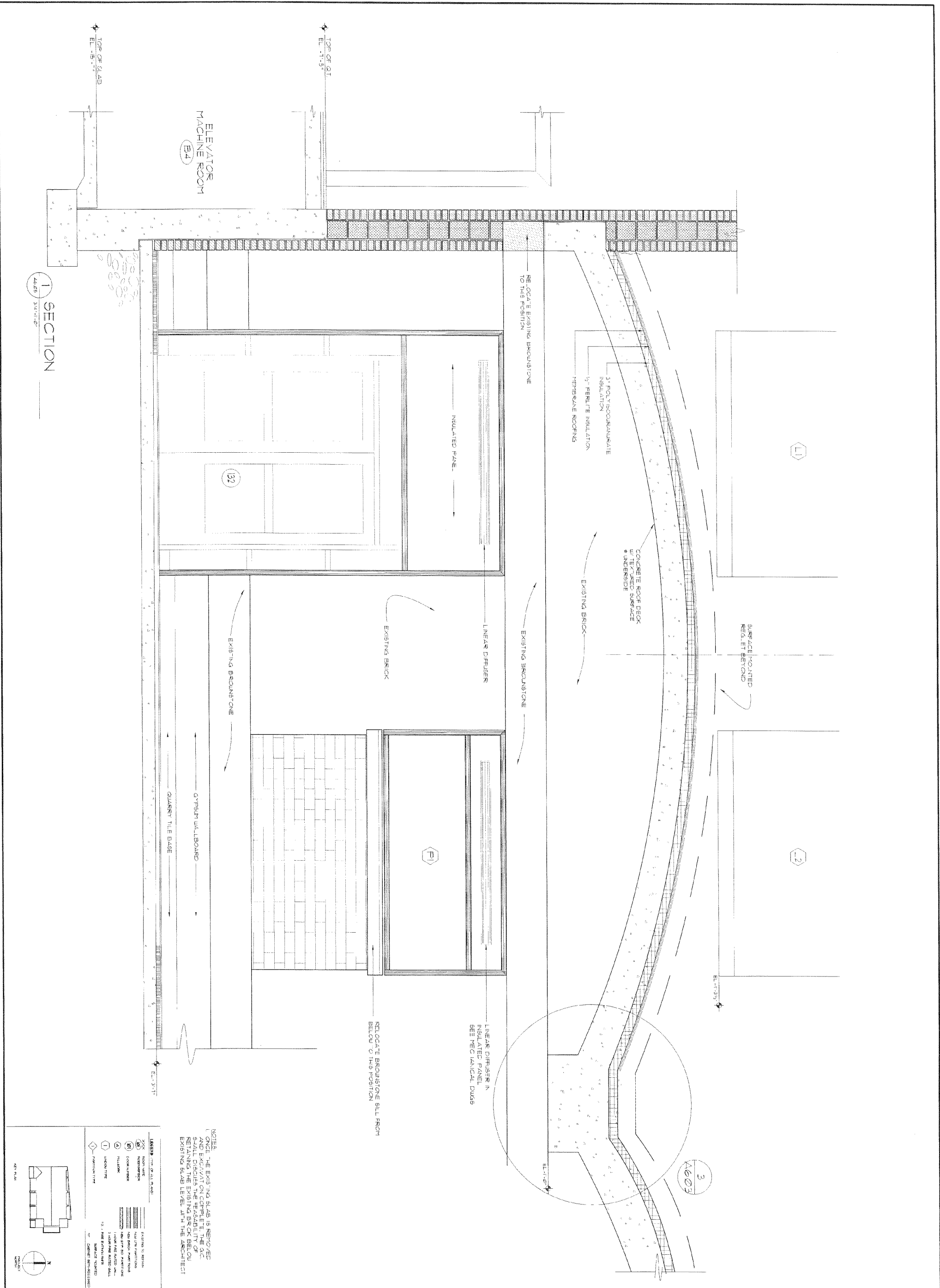
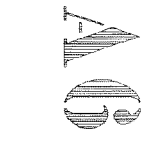
EDWARD SA  
 AND ASSOCIA  
 ARCHITECT

000 SWIRLWOOD SW  
 CRENSHAW, CONNECTICUT 0  
 06830

**aces eca**  
 EDUCATION CENTER FOR THE ARTS

DATE  
 5/11/2000

WALL SECTION  
 SCALE  
 3/4" = 1'-0"



NOTES:  
 1. ONCE THE EXISTING SLAB IS REMOVED AND EXCAVATION COMPLETE, THE G.C. SHALL DISCUSS THE FEASIBILITY OF RETAINING THE EXISTING BRICK AND EXISTING SLAB LEVEL WITH THE ARCHITECT

LEGEND (TYPE OF ALL IN INCH)

SYMBOL	DESCRIPTION	REMARKS
(1)	WOOD JOIST	EXISTING IN SITU
(2)	CONCRETE	EXISTING IN SITU
(3)	INSULATION	EXISTING IN SITU
(4)	BRICK	EXISTING IN SITU
(5)	BRICKSTONE	EXISTING IN SITU
(6)	BRICKSTONE SILL	EXISTING IN SITU
(7)	BRICKSTONE SILL	EXISTING IN SITU
(8)	BRICKSTONE SILL	EXISTING IN SITU
(9)	BRICKSTONE SILL	EXISTING IN SITU
(10)	BRICKSTONE SILL	EXISTING IN SITU
(11)	BRICKSTONE SILL	EXISTING IN SITU
(12)	BRICKSTONE SILL	EXISTING IN SITU
(13)	BRICKSTONE SILL	EXISTING IN SITU
(14)	BRICKSTONE SILL	EXISTING IN SITU
(15)	BRICKSTONE SILL	EXISTING IN SITU
(16)	BRICKSTONE SILL	EXISTING IN SITU
(17)	BRICKSTONE SILL	EXISTING IN SITU
(18)	BRICKSTONE SILL	EXISTING IN SITU
(19)	BRICKSTONE SILL	EXISTING IN SITU
(20)	BRICKSTONE SILL	EXISTING IN SITU
(21)	BRICKSTONE SILL	EXISTING IN SITU
(22)	BRICKSTONE SILL	EXISTING IN SITU
(23)	BRICKSTONE SILL	EXISTING IN SITU
(24)	BRICKSTONE SILL	EXISTING IN SITU
(25)	BRICKSTONE SILL	EXISTING IN SITU
(26)	BRICKSTONE SILL	EXISTING IN SITU
(27)	BRICKSTONE SILL	EXISTING IN SITU
(28)	BRICKSTONE SILL	EXISTING IN SITU
(29)	BRICKSTONE SILL	EXISTING IN SITU
(30)	BRICKSTONE SILL	EXISTING IN SITU
(31)	BRICKSTONE SILL	EXISTING IN SITU
(32)	BRICKSTONE SILL	EXISTING IN SITU
(33)	BRICKSTONE SILL	EXISTING IN SITU
(34)	BRICKSTONE SILL	EXISTING IN SITU
(35)	BRICKSTONE SILL	EXISTING IN SITU
(36)	BRICKSTONE SILL	EXISTING IN SITU
(37)	BRICKSTONE SILL	EXISTING IN SITU
(38)	BRICKSTONE SILL	EXISTING IN SITU
(39)	BRICKSTONE SILL	EXISTING IN SITU
(40)	BRICKSTONE SILL	EXISTING IN SITU
(41)	BRICKSTONE SILL	EXISTING IN SITU
(42)	BRICKSTONE SILL	EXISTING IN SITU
(43)	BRICKSTONE SILL	EXISTING IN SITU
(44)	BRICKSTONE SILL	EXISTING IN SITU
(45)	BRICKSTONE SILL	EXISTING IN SITU
(46)	BRICKSTONE SILL	EXISTING IN SITU
(47)	BRICKSTONE SILL	EXISTING IN SITU
(48)	BRICKSTONE SILL	EXISTING IN SITU
(49)	BRICKSTONE SILL	EXISTING IN SITU
(50)	BRICKSTONE SILL	EXISTING IN SITU

SECTION  
 1-1

ELEVATOR  
 MACHINE ROOM  
 (B4)

TOP OF SLAB  
 EL. +15'-2"

TOP OF QT  
 EL. +11'-3"

EL. +1'-3 1/2"

EL. +1'-0"

EL. +3'-1"

4603

LI

LI-2

4603

P

(B2)

ROOM FINISH SCHEDULE

ROOM NO.	ROOM NAME	FLOOR	BASE	WALLS				CEILING	CEILING HGT.	REMARKS	ROOM NO.
				NORTH	EAST	SOUTH	WEST				
B1	ELEV. MACHINE RM	6	QUARRY TILE CERAMIC TILE VCT CARPET I SHEET VINYL REMARKS								
B2	BOILER ROOM	6	QUARRY BULLNOSE CERAMIC TILE RUBBER BASE WOOD REMARKS								
B3	PUMP ROOM	6									
B4	ELEV. MACH. ROOM	6									
B5	PASSAGE	6									
100	ENTRY	8		EXISTING PAINT CMU PAINT GYF BOARD PAINT CERAMIC TILE FACE BRICK SEE REMARKS	EXISTING PAINT CMU PAINT GYF BOARD PAINT CERAMIC TILE FACE BRICK SEE REMARKS	EXISTING PAINT CMU PAINT GYF BOARD PAINT CERAMIC TILE FACE BRICK SEE REMARKS	EXISTING PAINT CMU PAINT GYF BOARD PAINT CERAMIC TILE FACE BRICK SEE REMARKS	EXISTING PAINT GYF BD PAINT ACOUSTICAL TILE SEE REMARKS			
101	LOBBY	8									
102	SECRETARY	8									
103	DIRECTOR	8									
104	NOT USED	8									
105	CU REACH	8									
106	ENSEMBLE E VOCAL	8									
107	ENSEMBLE ORCH	8									
108	ENSEMBLE - JAZZ	8									
109	MUSIC OFFICE	8									
110	FIRE PUMP ROOM	8									
111	BOYS TOILET	8									
112	STORAGE	8									
113	GIRLS TOILET	8									
114	ALCOVE	8									
115	VESTIBULE	8									
116	CORRIDOR	8									
117	GALLERY / LOUNGE	8									
118	COMPUTER ROOM	8									
119	PRACTICE ROOM	8									
120	SMALL ENSEMBLE	8									
121	SMALL ENSEMBLE	8									
122	PRACTICE ROOM	8									
123	COPR ROOM	8									
124	TOILET ROOM	8									
125	GUIDANCE OFFICE	8									
126	SNACK ROOM	8									
127	CORRIDOR	8									
128	ENTRY	8									
	STAIR NO.1-LANDINGS	2									
	STAIR NO.2-LANDINGS	2									
	STAIR NO.3-LANDINGS	2									
201	CORRIDOR	9									
202	OFFICE	9									
203	STAFF ROOM	9									
204	CONFERENCE ROOM	9									
205	GIRLS DRESSING	9									
206	TOILET ROOM	9									
207	TOILET ROOM	9									
208	BOYS DRESSING	9									
209	JANITORS CLOSET	9									
210	ARTS HALL	9									
211	STORAGE	9									
212	ENTRY	9									
213	ALCOVE	9									
214	NOT USED	9									
215	CLOSET	9									
216	SHOWER ROOM	9									
217	SHOWER ROOM	9									
218	STORAGE	9									
	STAIR NO.1-LANDINGS	2									
	STAIR NO.2-LANDINGS	2									
	STAIR NO.3-LANDINGS	2									

REMARKS KEY:

- FLOORS
- 1) CONCRETE TO BE PAINTED - RUBBER TILE ON LANDINGS & FLOOR LEVELS
  - 2) SINGLE PLYCE "SEAD" RUBBER ON STAIR RISES
  - 3) TOILET AREA SHALL HAVE CERAMIC TILE & COVE BASE
  - 4) SPRUNG WOOD FLOOR W/ ROSCOE DANCE FLOOR
  - 5) SPRUNG MAPLE FLOOR
  - 6) CONCRETE TO BE SEALED
  - 7) CONCRETE TO BE PAINTED W/ EPOXY MATERIAL
  - 8) PROVIDE FLOOR MATS (SEE FLOOR PLANS FOR SIZES)
  - 9) CARPET II SHALL BE SHILAR TO FLOTEX 100 SERIES
- WALLS
- 1) CONCRETE TO BE PAINTED
  - 2) EXISTING BRICK TO BE CLEANED
  - 3) CONCRETE W/ SILPROG FINISH
  - 4) MATCH BRICK IN ENTRY 212
  - 5) EXISTING SURFACES TO BE PAINTED
  - 6) 1" X 4" T & G BR-00TH WOOD BOARDS W/ V GROOVE JOINT TO UNDERSIDE OF WINDOW SILL
  - 7) GREENER PLASTER
  - 8) USE GREEN GYPSUM WALL BOARD
  - 9) OVER WHICH ALL EXISTING WALL SURFACES & PAINT IN 3 COAT PROCESS

CEILING

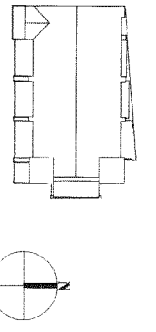
- 1) ACOUSTICAL CEILING TILE - 18.5" - SQUARE - 2" X 2" X 3/4" SL (WEIGHT 0.138 - 9.87)
  - 2) ACOUSTICAL CEILING TILE - 18.5" - CERAMIC CLM4 PLUS 0.2 X 2 X 5/8 SQ
  - 3) ACOUSTICAL CEILING TILE - USG ORION 210 0.2 X 2 X 3/4 SL
  - 4) ACOUSTICAL CEILING TILE - (ARTISTON) CORTEGA 0.2 X 2 X 3/4 (BLACK)
  - 5) EXPOSED STRUCTURE / DECK TO BE PAINTED
  - 6) STYRAUT BOARD TO BE PAINTED
  - 7) 1/2" PURING CHANNELS @ 16" O.C. W/ GYPSUM PANEL SANDWICHED IN BETWEEN 1/2" FIRECODE GYPSUM BOARD PANELS
  - 8) EXPOSED CONCRETE W/ TEXTURED FINISH
  - 9) CORRUSATED METAL ACOUSTICAL PANELS - (SEE 1209)
- NOTE: 1) ROOF WITH BURST CEILING SURFACE SAND BLAST / ALL STEEL TO REMOVE RUST / PAINT IN 3 COAT PROCESS

NOTE:

- 1) UPON REMOVAL OF EXISTING WALL SURFACES TO BE PAINTED W/ ARCHITECT SPECIFIED SURFACE AND CLEAN OR NATURAL FINISH CHANNELS W/ GYPSUM BOARD
- 2) ALL GYPSUM BOARD AND CONCRETE BLOCK WALLS IN TOILET ROOMS AND JANITOR CLOSETS SHALL BE FINISHED WITH EPOXY PAINT
- 3) SEE DWGS RM TO R10 FOR PATTERNS AND COLORS

LEGEND (TYPE OR ALL BY AREA)

XXXX	ROOM NAME	EXISTING TO REMAIN
XXXX	ROOM NUMBER	NEW CMU PARTITION
XXXX	DOOR NUMBER	NEW BRICK PARTITION
XXXX	HILLOCK	NEW GYP BD PARTITION
XXXX	WALL TYPE	1 HOUR FIRE RATED WALL
XXXX	CEILING TYPE	2 HOUR FIRE RATED WALL
XXXX	PAINT ON TYPE	FE - FIRE EXTINGUISHER
XXXX		CEILING FINISH RECEIVED



ROOM FINISH SCHEDULE

SCALE: AS NOTED

SHEET NO.

PROJECT NAME: **aces eca**

EDUCATION CENTER FOR THE ARTS CODE COMPLIANCE RENOVATION

DATE: 4/12/2000

DATE: 9/12/2000

CONSULTANTS: **Michael Hor & Associates**

1978 Whyte Avenue  
New York, NY 10012

CONSULTING ENGINEERS & ARCHITECTS

EDWARD SAA AND ASSOCIATES ARCHITECT

NO.	DATE	DESCRIPTION
1	5/6/00	REVIEW I
2	7/11/00	REVISION
3	9/1/00	ISUE #

ROOM FINISH SCHEDULE

ROOM NO.	ROOM NAME	FLOOR	BASE	WALLS				CEILING	CEILING HGT.	REMARKS	ROOM NO.
				NORTH	EAST	SOUTH	WEST				
301	OFFICE										301
302	THEATER CLASS										302
303	TOILET ROOM										303
304	ALCOVE										304
305	TOILET ROOM										305
306	MECHANICAL ROOM										306
307	ALCOVE										307
308	STUDIO / MEZZANINE										308
	STAIR NO1-LANDING										
	STAIR NO2-LANDING										
	STAIR NO3-LANDING										
401	CORRIDOR										401
402	OFFICE										402
403	CLASSROOM										403
404	POETRY ROOM										404
405	TOILET ROOM										405
406	ZENOUR GRID										406
407	NOT USED										407
408	TOILET ROOM										408
409	MECHANICAL ROOM										409
410	ALCOVE										410
411	OFFICE MEZZANINE										411
	STAIR NO1										
	STAIR NO2										
	STAIR NO3										
501	CORRIDOR										501
502	OFFICE										502
503	OFFICE										503
504	OFFICE										504
505	DESIGN LIBRARY										505
506	STUDIO I										506
507	STORAGE										507
508	STUDIO III										508
509	MECHANICAL ROOM										509
510	GIRLS TOILET										510
511	JANITOR CLOSET										511
512	BOYS TOILET										512
513	ALCOVE										513
514	STUDIO I										514
515	FILM DEVELOPMENT										515
516	DARK BOOTH										516
517	DARK ROOM										517
518	DARK BOOTH										518
519	PHOTOGRAPHIC										519
520	PASSAGE										520
521	EQUIP/STORAGE										521
522	OFFICE										522
523	OFFICE										523
524	CLOSET										524
	STAIR NO1-LANDINGS										
	STAIR NO2-LANDINGS										

REMARKS KEY:

- FLOORS**
- 1) CONCRETE TO BE PAINTED
  - 2) SINGLE FIBER TREAD / R BEER ON STAIR RINGS - RUBBER TILE ON LANDINGS / FLOOR LEVELS
  - 3) TOILET / MEN'S / WOMEN'S HAVE CERAMIC TILE / COVE BASE
  - 4) SPREADING WOOD FLOOR W/ ROSCOO PERFORMANCE FLOOR
  - 5) SPREADING VINYL TILE ON
  - 6) CONCRETE TO BE SEALED
  - 7) CONCRETE TO BE PAINTED W/ EPOXY MATERIAL
  - 8) PROVIDE FLOOR MATS (SEE FLOOR PLANS FOR SIZES)
- WALLS**
- 1) CONCRETE TO BE PAINTED
  - 2) EXISTING BRICK TO BE CLEANED
  - 3) CONCRETE W/ SLIPRO FINISH
  - 4) MATCH BRICK IN ENTRY 22
  - 5) EXISTING SURFACES TO BE PAINTED
  - 6) SEE DENISE GYPSUM WALLBOARDS

CEILING

- 1) ACOUSTICAL CEILING TILE - USG - GLACIER 2' X 2' X 3/4" SL (HEIGHT 1/8" + 5/8")
- 2) ACOUSTICAL CEILING TILE - USG - CERAMIC CLIMA FLOOR 2' X 2' X 5/8" SD
- 3) ACOUSTICAL CEILING TILE - USG ORION 2' X 2' X 3/4" SD
- 4) ACOUSTICAL CEILING TILE - ARBITHRONG CORRUGA 2' X 4' X 5/8" OC (BLACK)
- 5) EXPOSED STRUCTURE / DECK TO BE PAINTED
- 6) GYPSUM BOARD TO BE PAINTED
- 7) 1/2" FURNING CHANNELS 1/2" OC W/ 1" GYPSUM PANEL SANDWICHED BETWEEN 1/2" FIBERGLASS BOARD PANELS
- 8) EXPOSED CONCRETE W/ TEXTURED FINISH
- 9) CORRUGATED METAL ACOUSTICAL PANELS - SEE 100

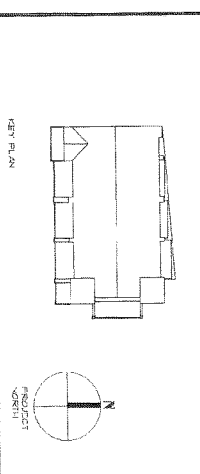
NOTE

- 1) UPON REMOVAL OF EXISTING WALL FINISH AT EXTERIOR WALLS CONSULT W/ ARCHITECT AS TO REPAIR BRICK CURBS W/ STAINLESS STEEL FURNING CHANNELS W/ GYPSUM BOARD
- 2) ALL GYPSUM BOARD AND CONCRETE BLOCK WALLS IN TOILET ROOMS AND JANITOR CLOSETS SHALL BE FINISHED WITH EPOXY PAINT
- 3) SEE DWGS FIN TO FIN FOR PATTERN AND COLORS

**LEGEND** (TYPE OF ALL ITEMS)

- XXXX ROOM NAME
- ① ROOM NUMBER
- ② DOOR NUMBER
- ③ HALLMARK
- ④ UNOCCUPIED
- ⑤ PAINT ON TYPE

EXISTING TO REMAIN  
NEW GYPSUM PARTITIONS  
NEW BRICK PARTITIONS  
NEW GYPSUM PARTITIONS  
1 HOUR FIRE RATED WALL  
2 HOUR FIRE RATED WALL  
F.E. - SEE EXHIBITS  
SURFACE TYPING  
CANNOT BE REPRODUCED



NO.	DATE	REVISION
1	9/8/00	REVIEW
2	12/10/00	REVISION
3	9/1/02	REBID

**CONSULTANTS**

**MHA**  
Michael Ho & Assoc. Inc.  
Consulting Engineer  
1221 588-7818 (416) 361-3111  
Toronto, Ontario M5G 1S7  
Fax: 416-361-3111  
E-mail: gph@mhacorp.com

**GENERAL DR.**  
CONSTRUCTION  
MARTIN T. HANCOCK  
1000 SHEPPARD AVENUE EAST  
SUITE 1000  
SCARBOROUGH, ONTARIO M1S 1T6  
Tel: 416-291-1100

**EDWARD S. AND ASSOCIATES ARCHITECTS**

**aces eca**

000 SOUTH BRISBANE  
CENTRAL COMMERCIAL  
CAMDENWATER

PROJECT NAME  
DATE  
4/12/2000  
9/1/2000

ROOM FINISH SCHEDULE

SCALE: AS NOTED

SHEET NO.

